Distribution Lunch Brussels.

October 6th, 2026

CANDRIAM
BY NEW YORK LIFE INVESTMENT MANAGEMENT

Marketing communication for Professional & Qualified Investors. Please refer to the prospectus of the funds and to the key information document before making any final investment decisions.

Speaker

Pierre Boyer.

Pierre Boyer has been Head of money market & Short-Term funds and a Credit analyst at Candriam since end of 2012.

He began his career in 2004 working with derivatives in Calyon's middle office, moving to Crédit Lyonnais Asset Management later that year to be a money market fund manager assistant.

In 2005 he joined CIC - Banque Transatlantique to be an equity and bond manager, joining Candriam in 2008 as a money market fund manager.

1 Market Context.

Marketing communication for Professional & Qualified Investors

The end of “free money”.

Quantitative Easing compressed volatility

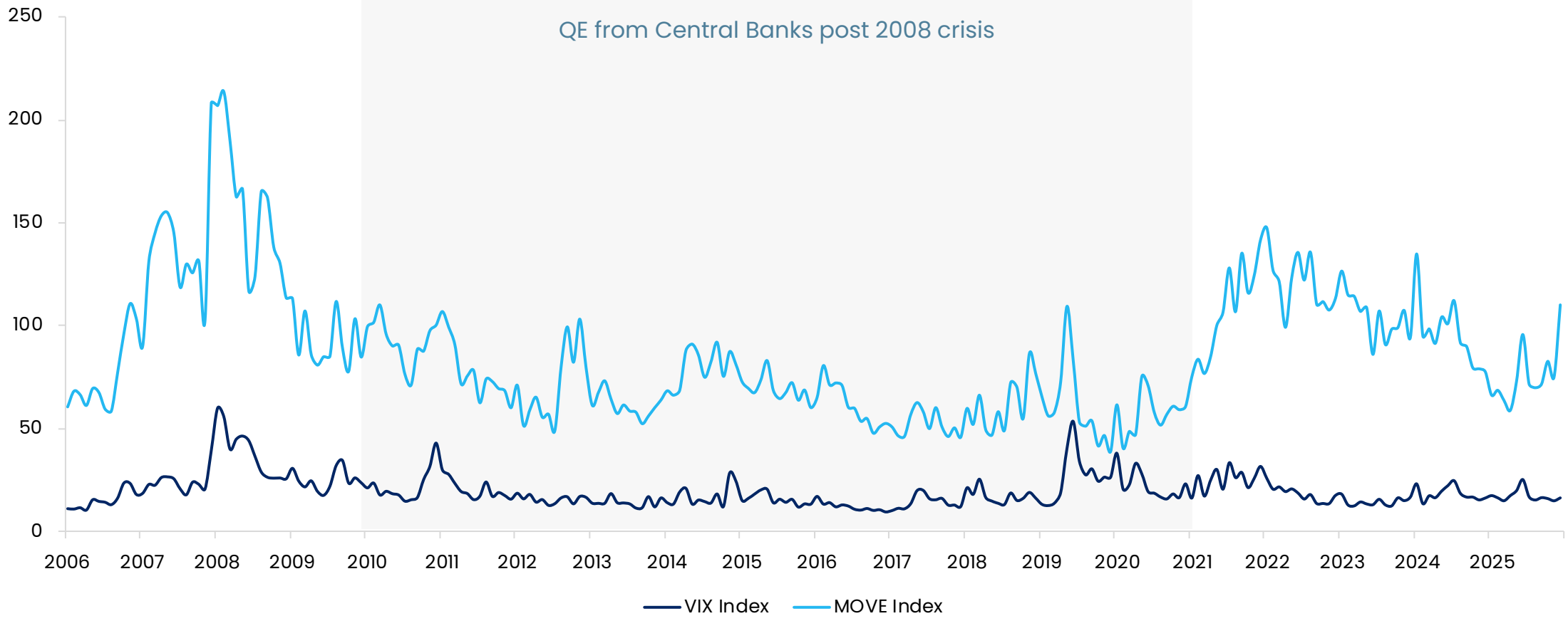

Sources: Candriam, Bloomberg© VIX Index and MOVE Index as of 30/09/2026.

Marketing communication for Professional & Qualified Investors

Long-term bond yields reach 15-year highs.

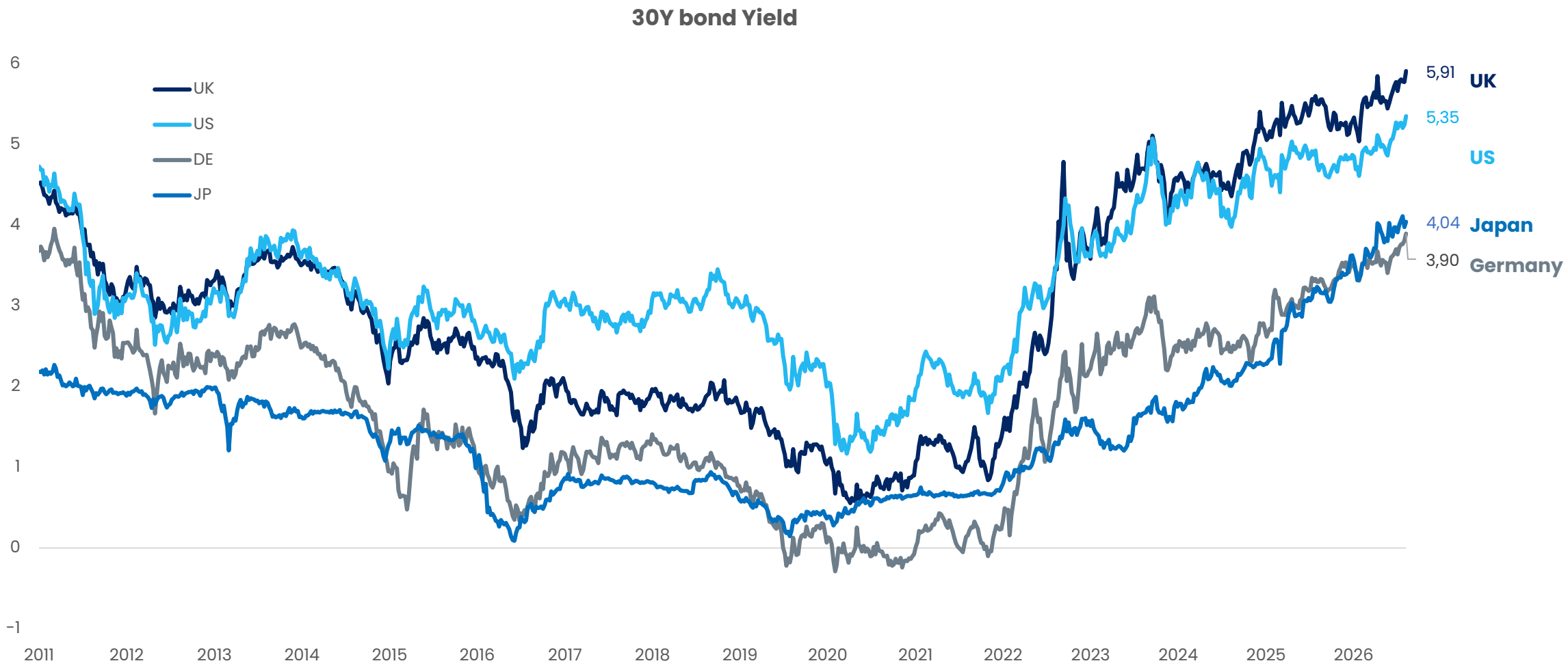

Source: Bloomberg©, data as of 11/09/2026

Marketing communication for Professional & Qualified Investors

EUR Rates: where do we stand?

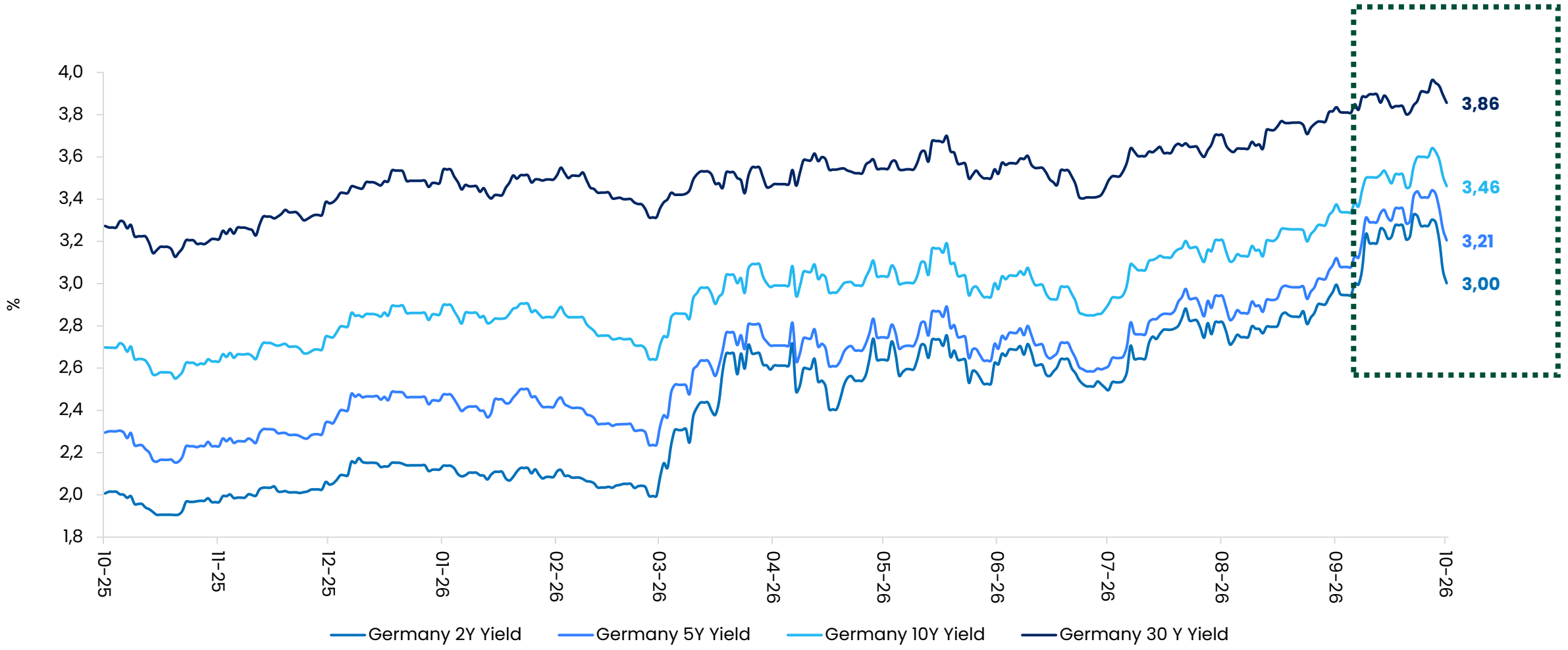

Source: Candriam, Bloomberg©, as of 02/10/2026

Marketing communication for Professional & Qualified Investors

The world has changed.

From global stability to increased fragmentation

In recent years, unprecedented global shocks have disrupted economies, industries and investment priorities.

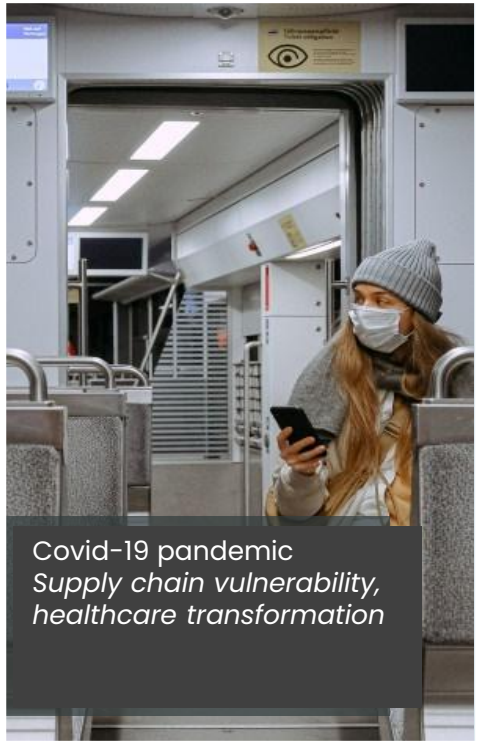

Covid-19 pandemic
Supply chain vulnerability, healthcare transformation

Rising global conflicts
Geopolitical fragmentation and security shocks



The return of protectionism
From globalization to economic nationalism

Climate crisis and extreme weather
Limited resources, political urgency

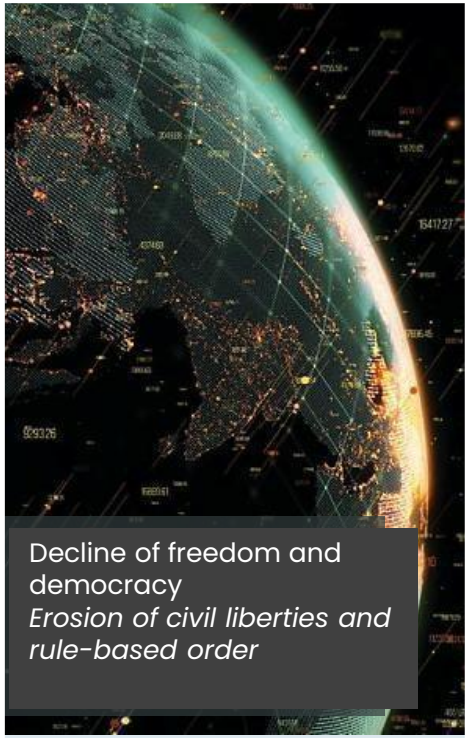

Decline of freedom and democracy
Erosion of civil liberties and rule-based order

Source : Candriam

Hormuz situation remains unresolved .

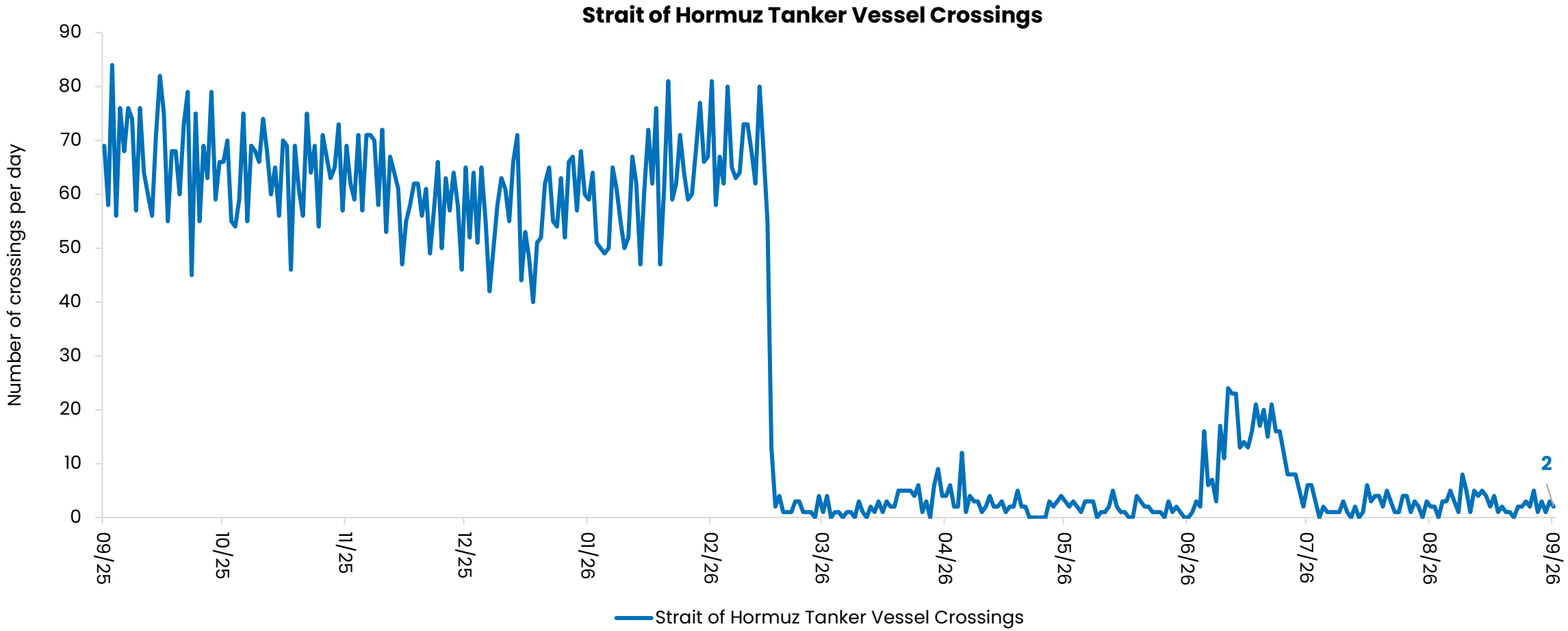

Source: Bloomberg© – Data as of 14/09/2026

Marketing communication for Professional & Qualified Investors

Basic commodity prices rising.

US Daily National Average Gasoline Prices Diesel

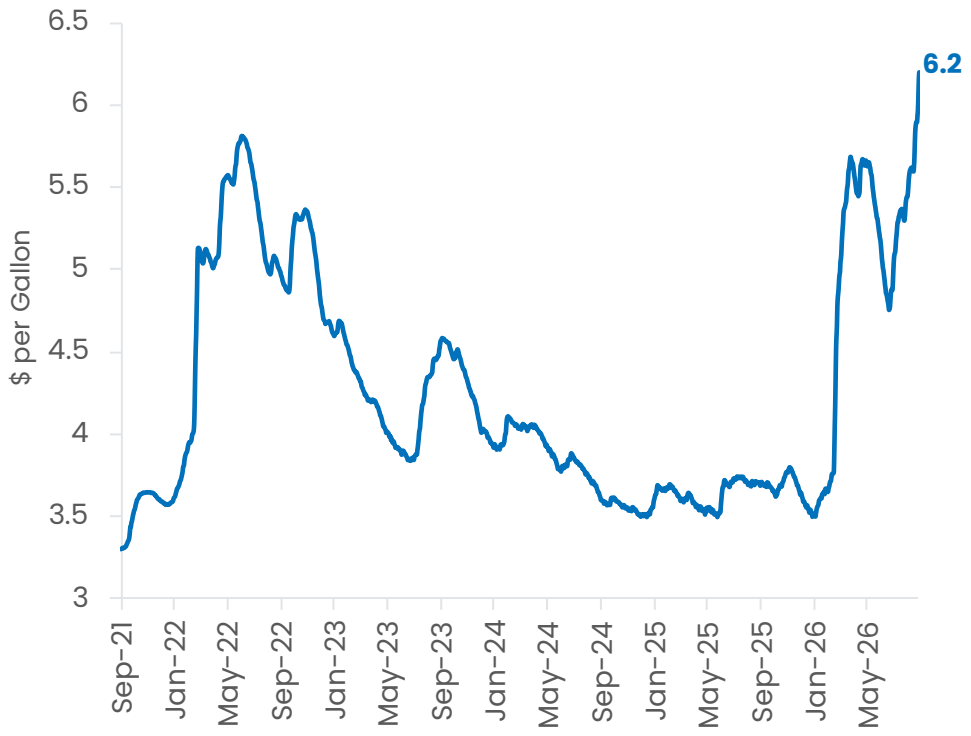

Copper future contract Dec 2026

Sources: Bloomberg© - Data as of 11/09/2026

Marketing communication for Professional & Qualified Investors

EUR rates: elevated with downward pressure.

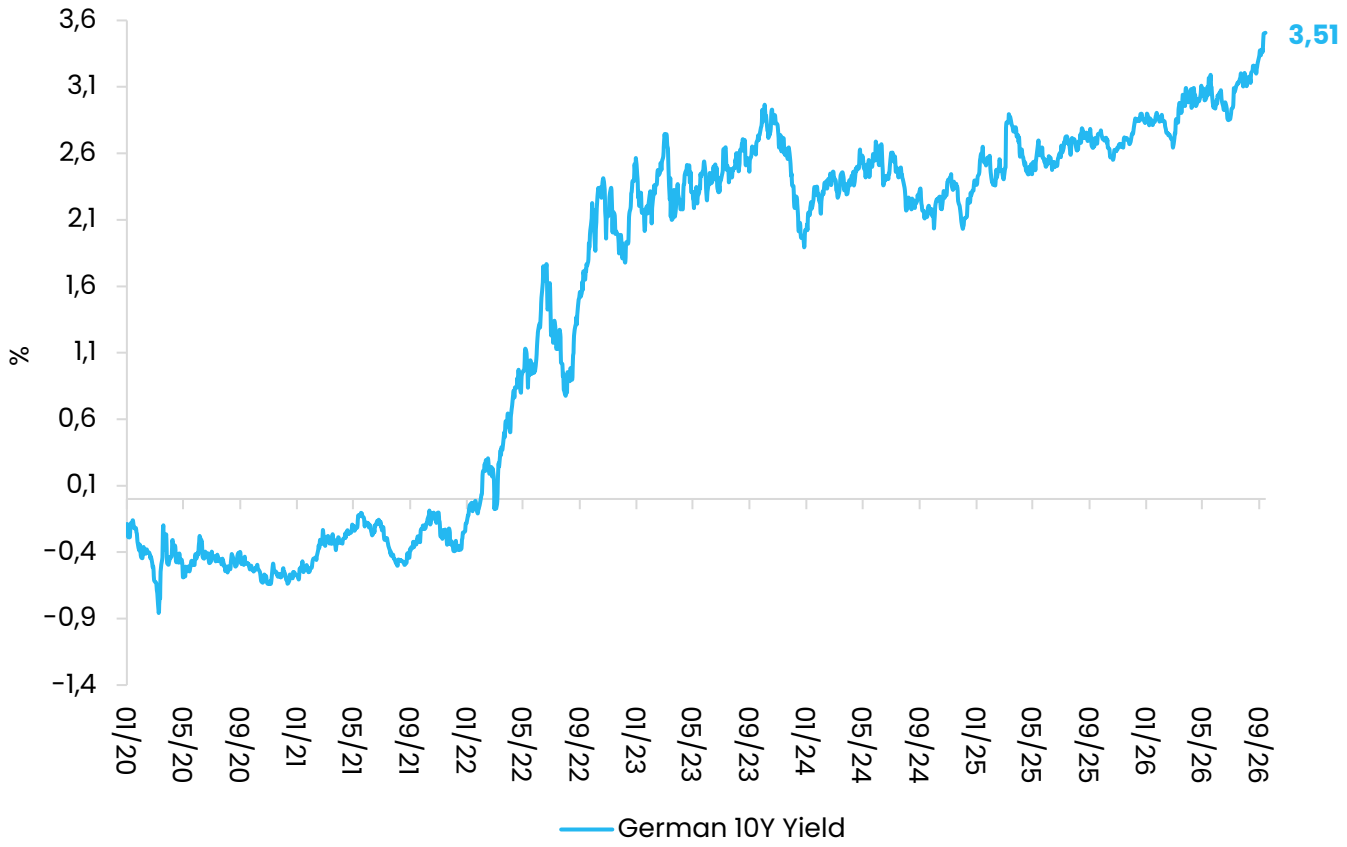

Pressure balance

Upward forces ↑

1. Inflation pressures persist (Iran conflict, gas prices)
2. Widening fiscal deficits

Offsetting forces ↓

1. Fair value: we see significant value vs. the likely range of energy price and monetary policy outcomes
2. Another ECB hike is likely: potential for bear-flattening
3. Growth is relatively resilient given recent shocks but clearly weak in the absolute and by global standards

Sources: Candriam, Bloomberg© as of 14/09/2026

Marketing communication for Professional & Qualified Investors

Growth remains resilient for now.

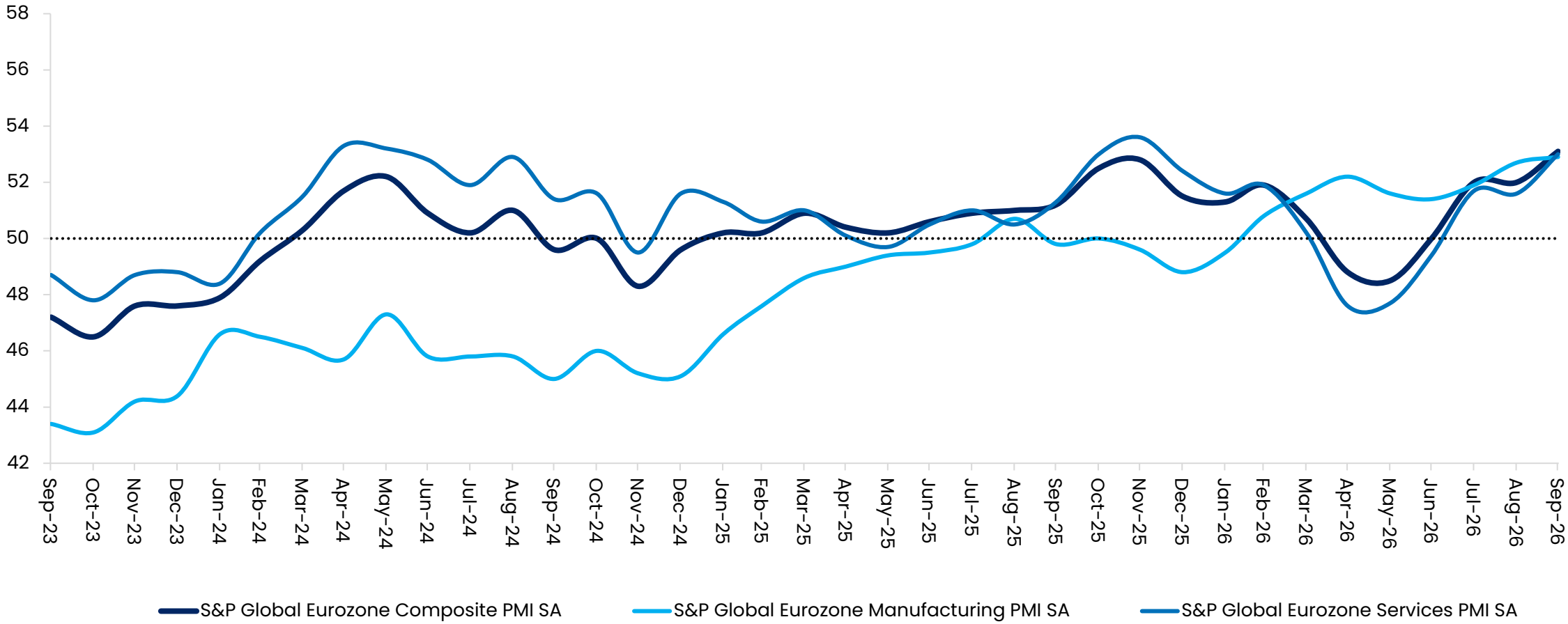

Source: Bloomberg© – Data as of 01/10/2026

IG yields.

Enough to entice investors in a market where nothing is cheap

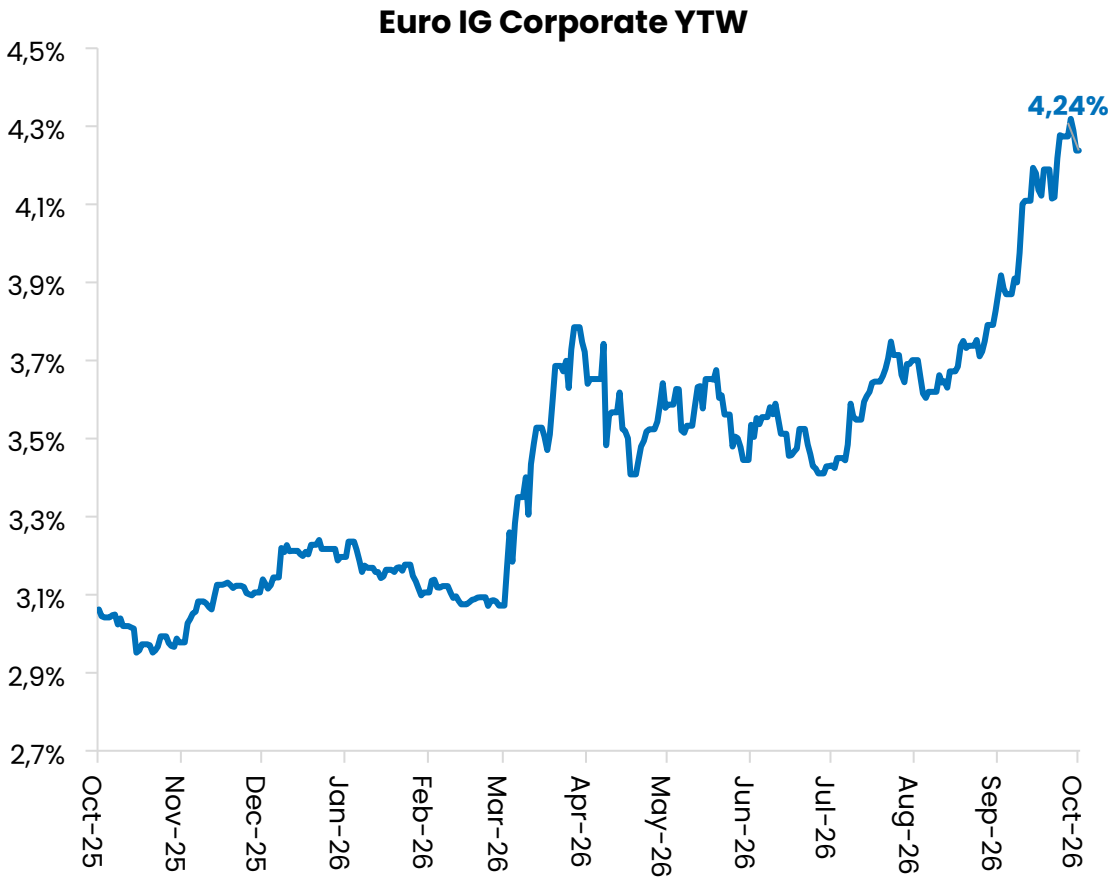

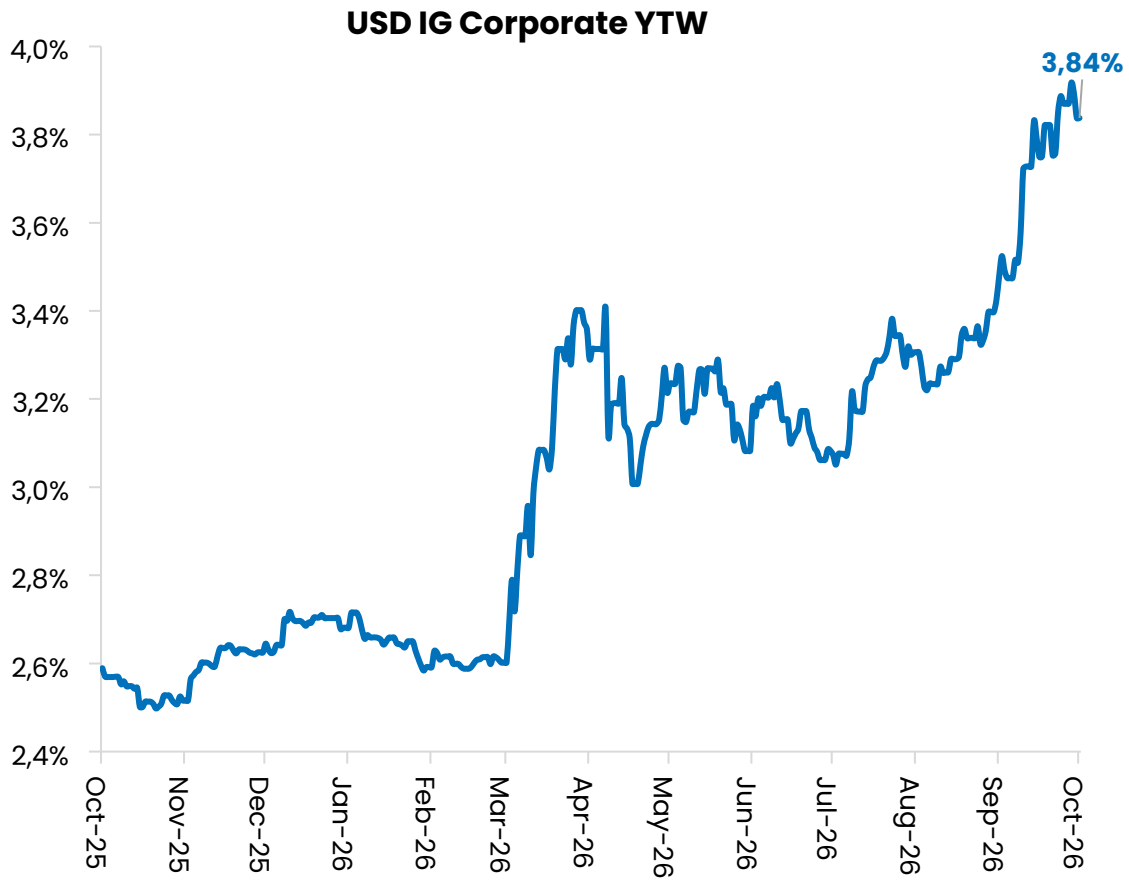

Sources: Candriam, Bloomberg©, as of 08/09/2026

Marketing communication for Professional & Qualified Investors

Yet credit remains resilient so far

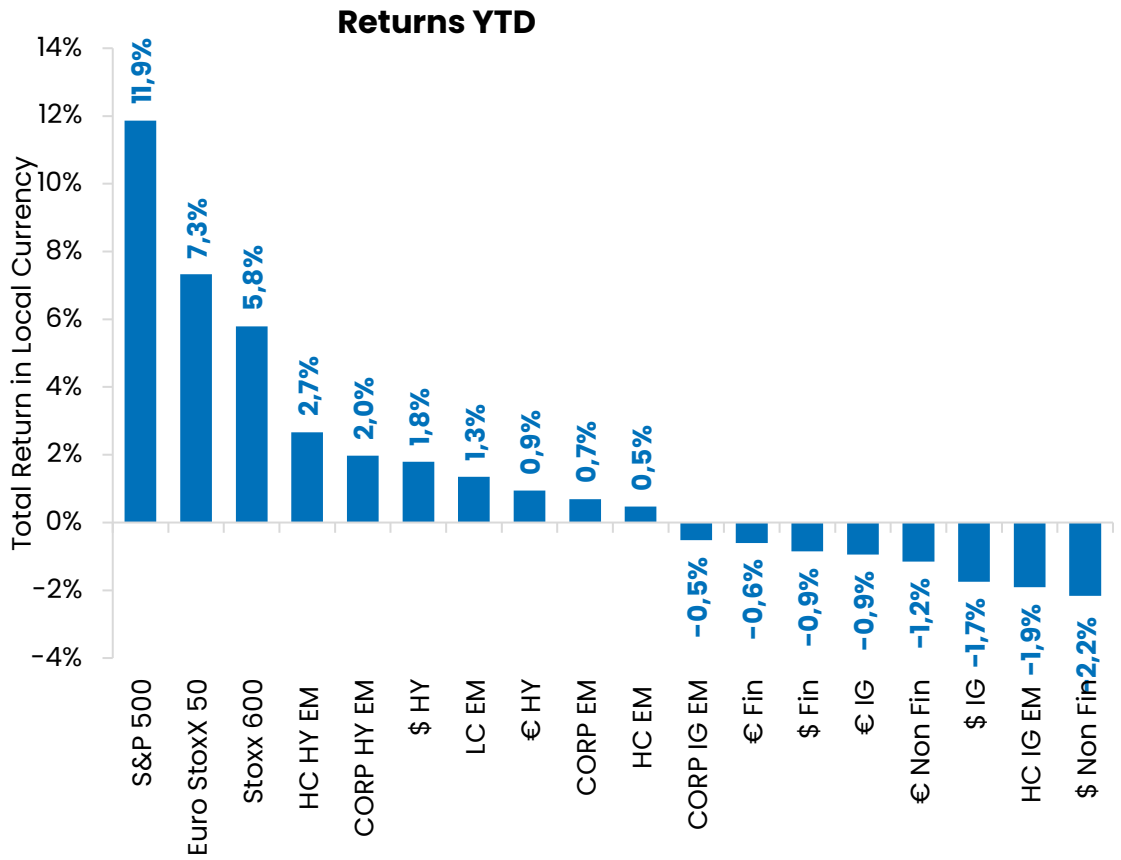

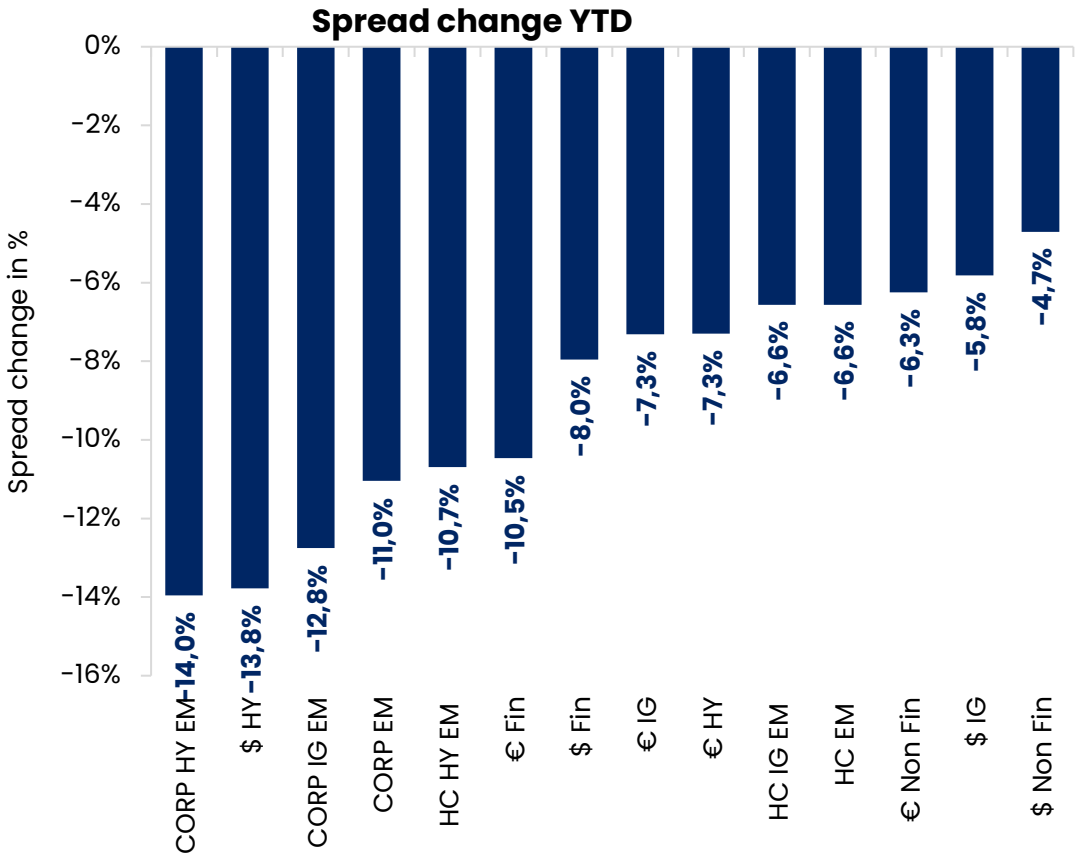

Past performance is no guarantee of future results and is not constant over time.

Sources: Candriam, Bloomberg©, from 28/02/2026 to 24/08/2026

Marketing communication for Professional & Qualified Investors

EUR IG: Fundamentals hold well.

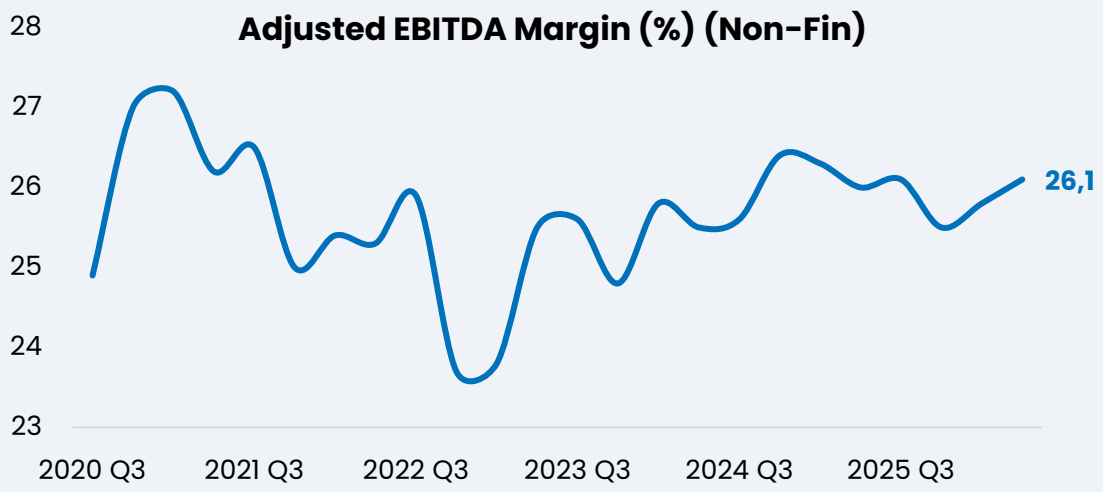

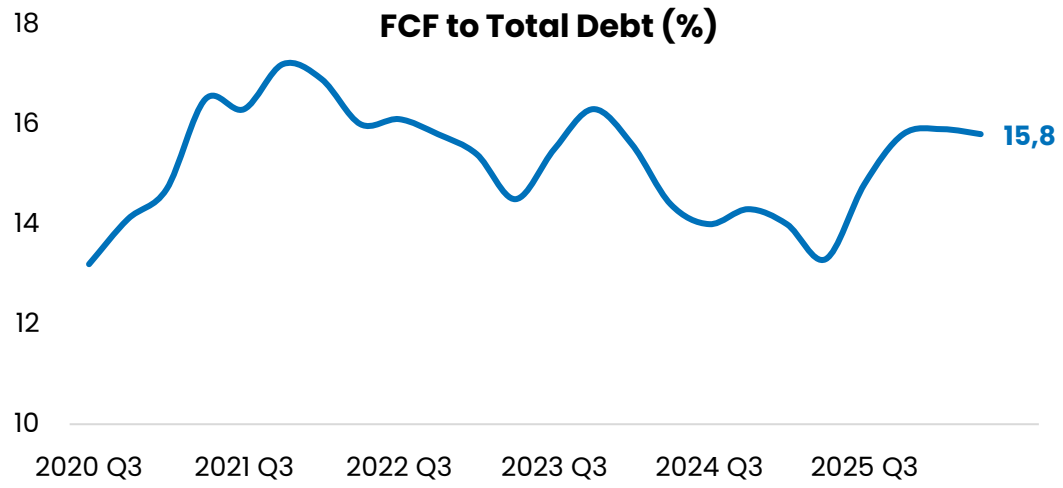

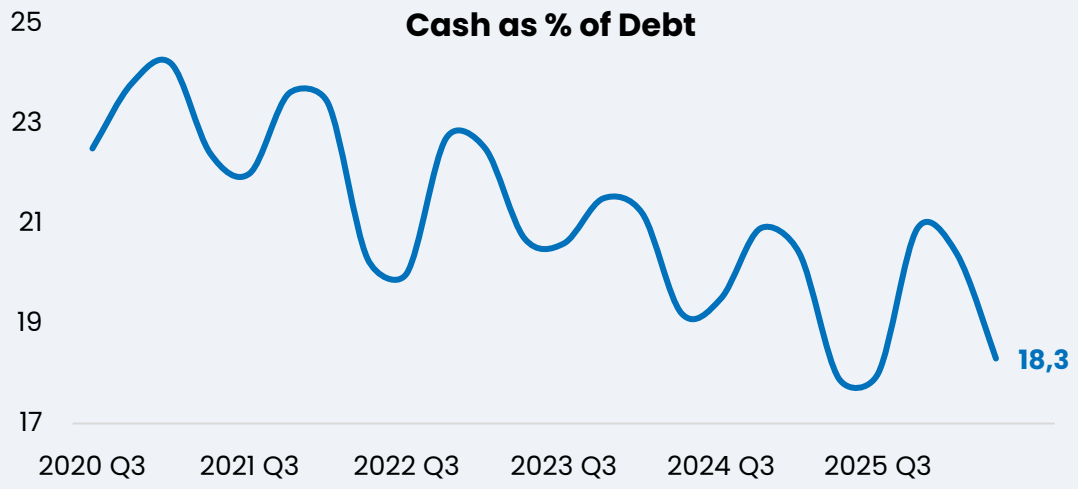

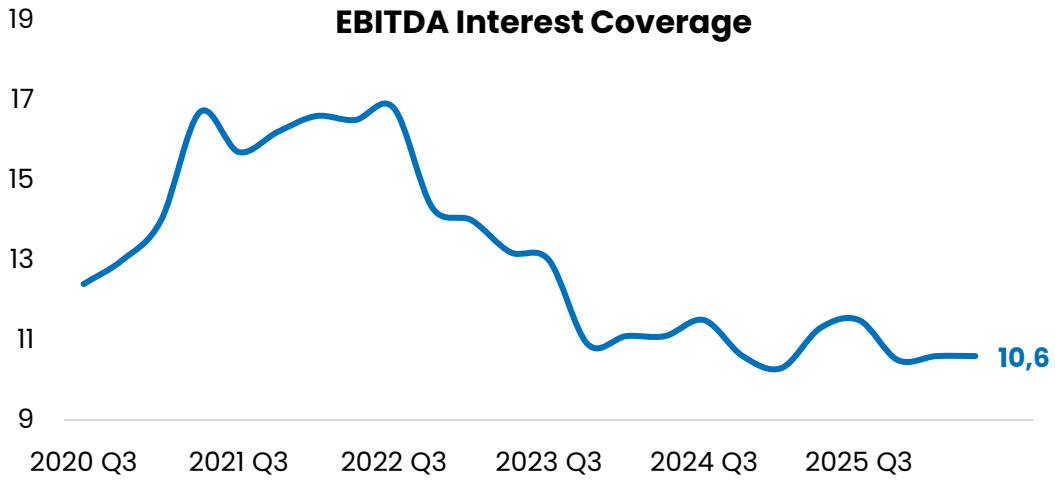

Source: Candriam, Bloomberg©, as of end Q2 2026.

Marketing communication for Professional & Qualified Investors

Fundamentals: Default remains contained.

Rating drift (12-months rolling)

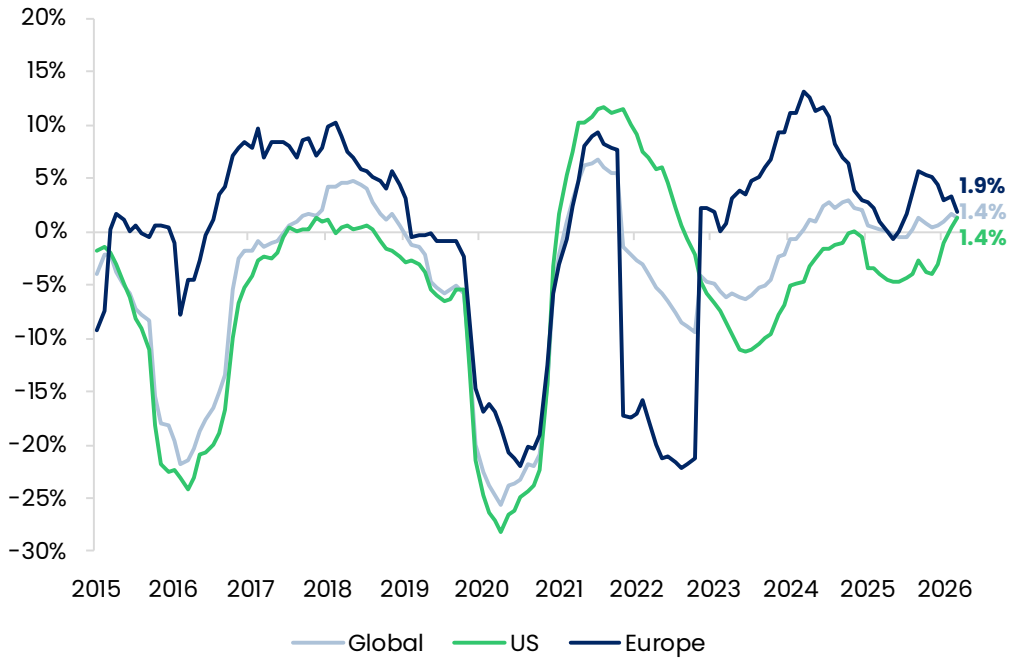

Default rates (12-months rolling)

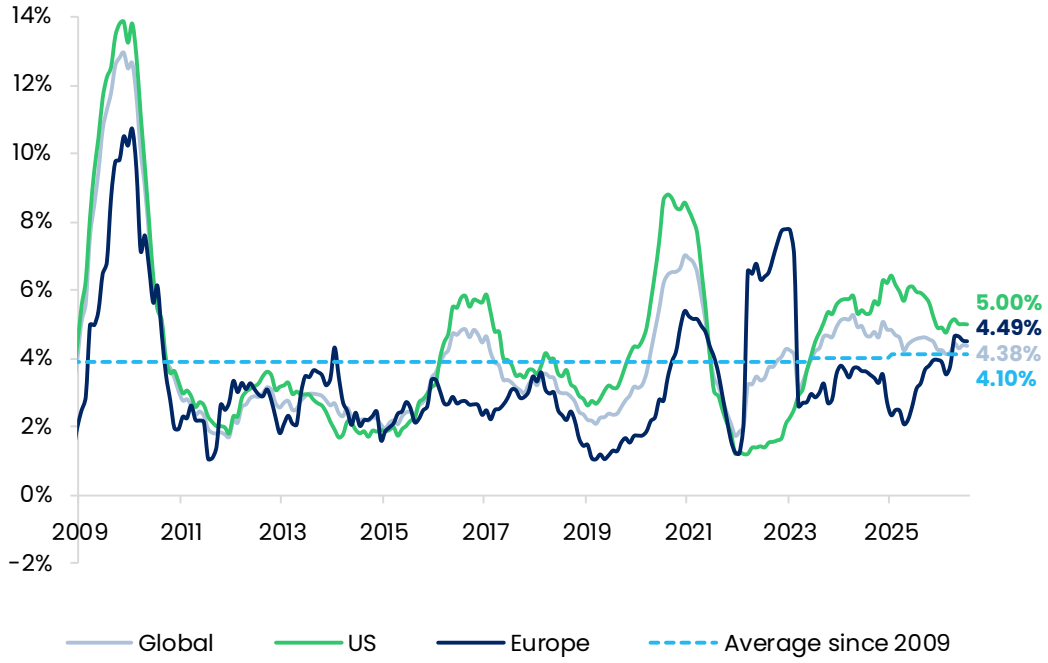

Sources: Candriam, Moody's© as of 31/07/2026.

Marketing communication for Professional & Qualified Investors

EUR IG: Fundamentals – Rating Cycle.

Trend of positive ratings drift continues

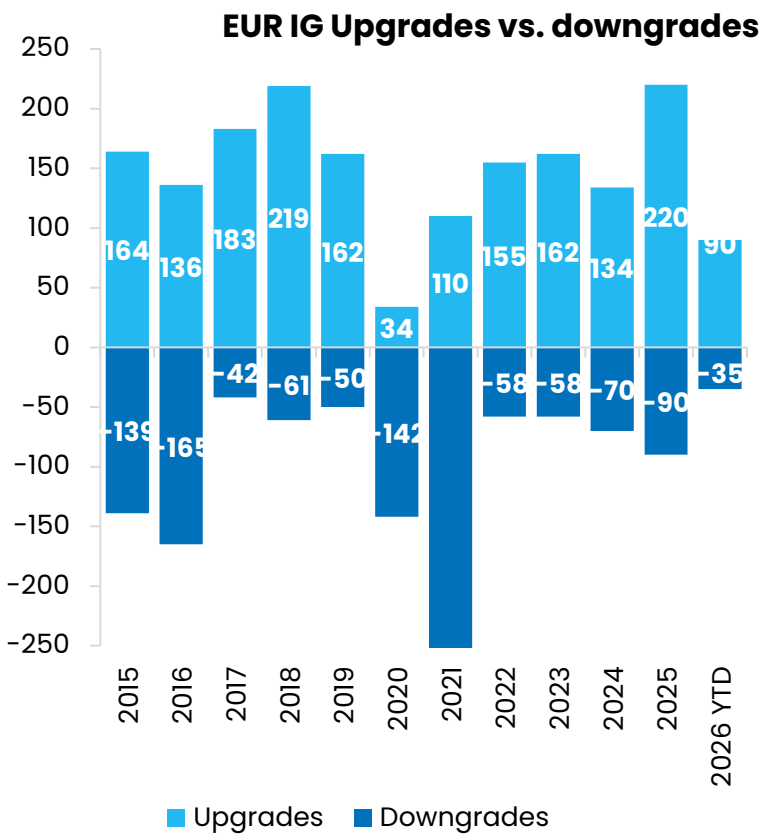

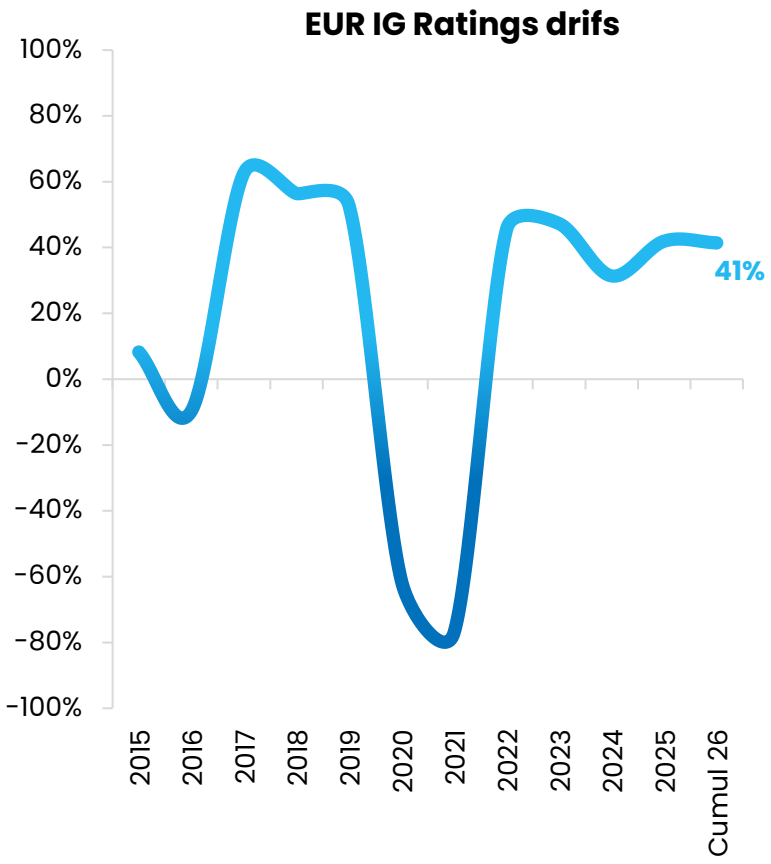

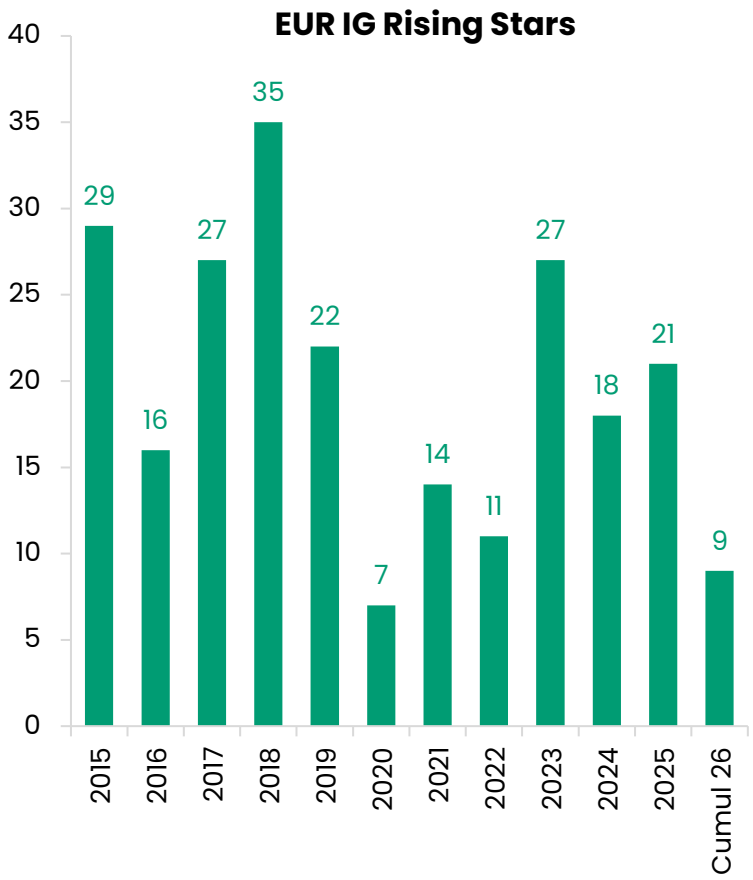

Sources: Candriam, Bloomberg©, as of 07/09/2026

Record global IG corporate issuance.

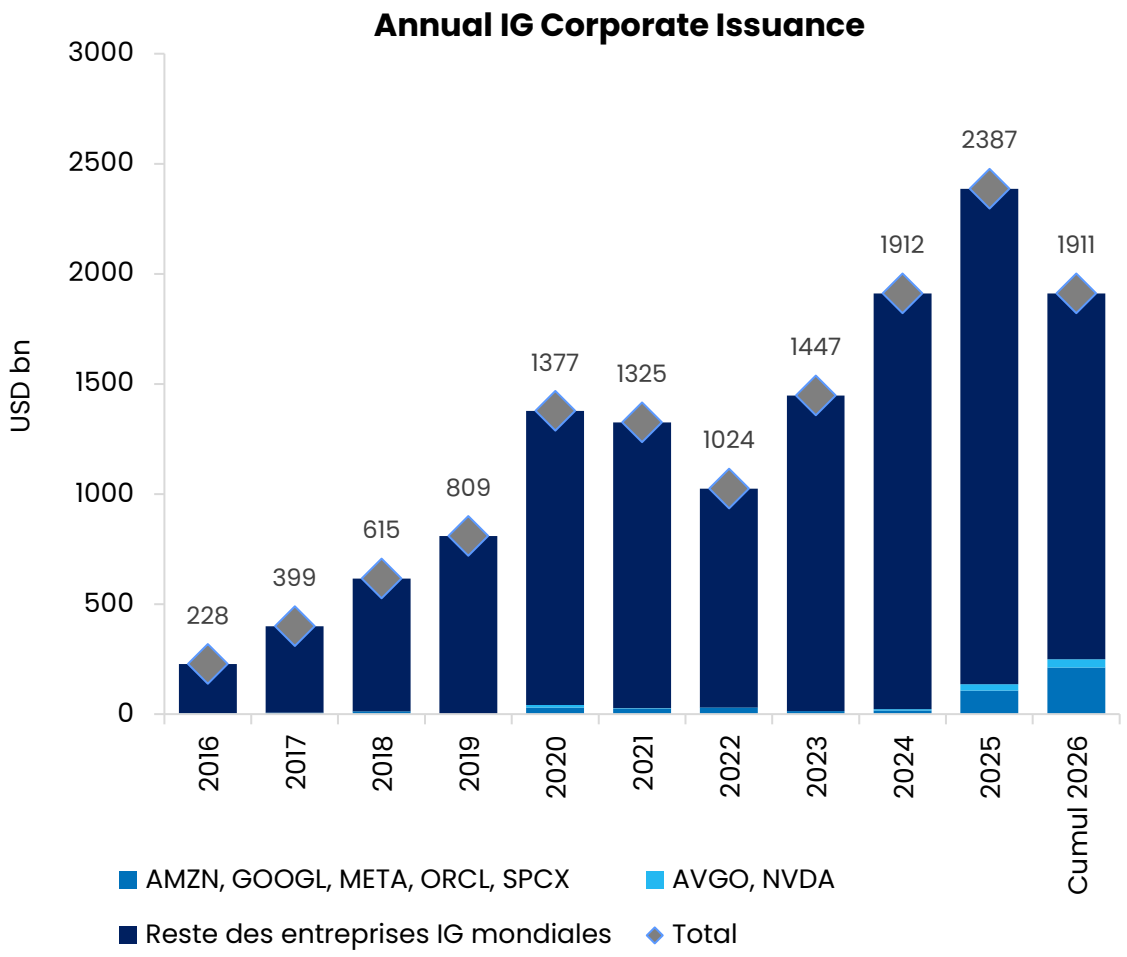

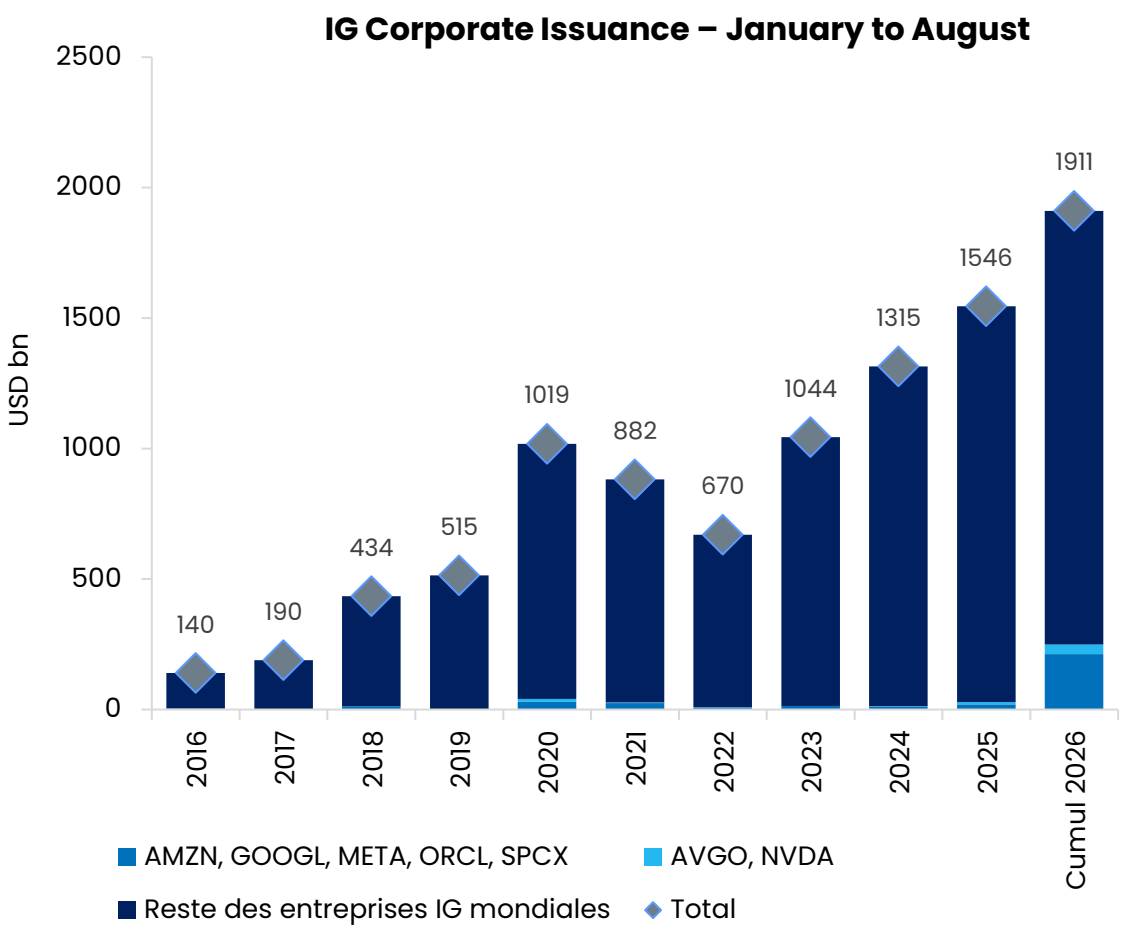

Sources: Candriam, Bloomberg©, as of 31/08/2026.

Record Technology bond issuance.

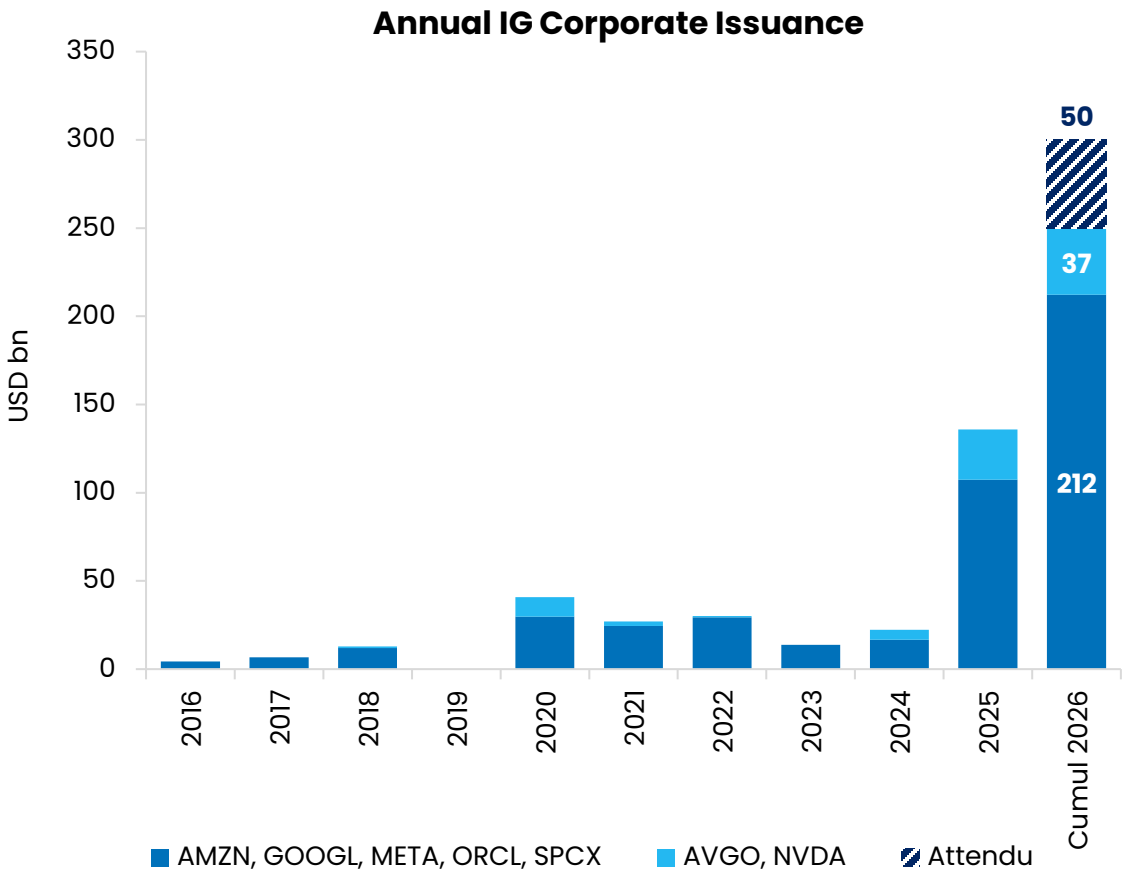

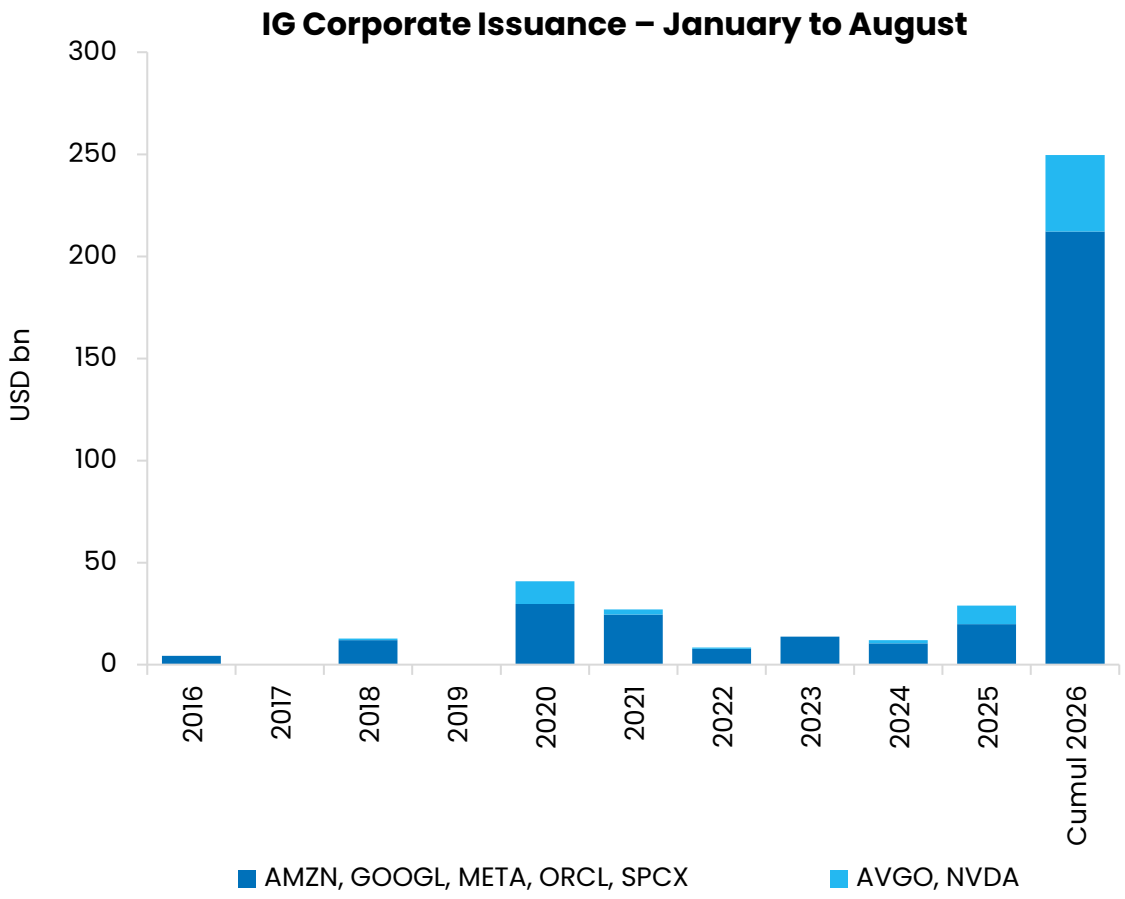

Sources: Candriam, Bloomberg©, as of 31/08/2026.

Marketing communication for Professional & Qualified Investors

An asset class driven by investor flows.

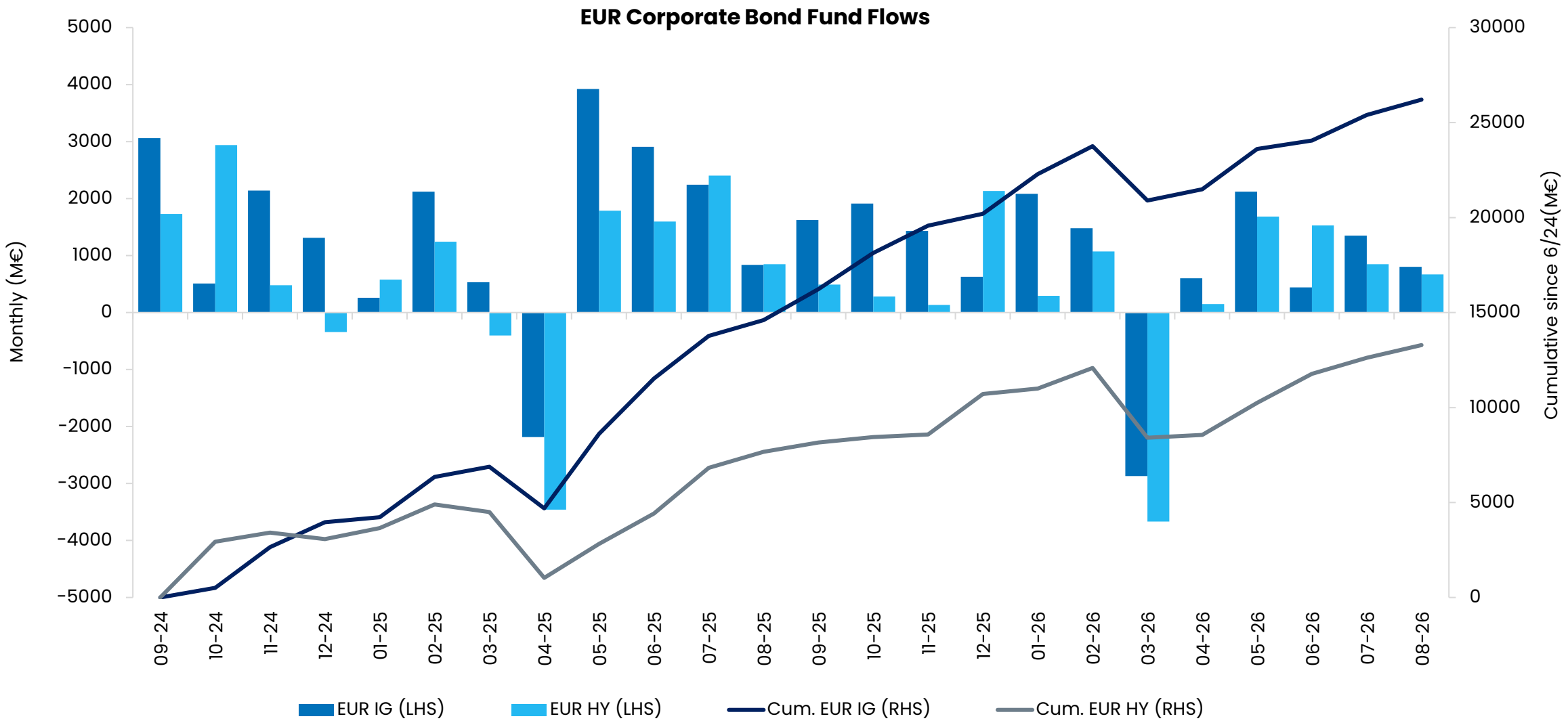

Sources : Candriam, Bloomberg©, as of 31/08/2026.

Marketing communication for Professional & Qualified Investors

Risk: Supply impact valuations.

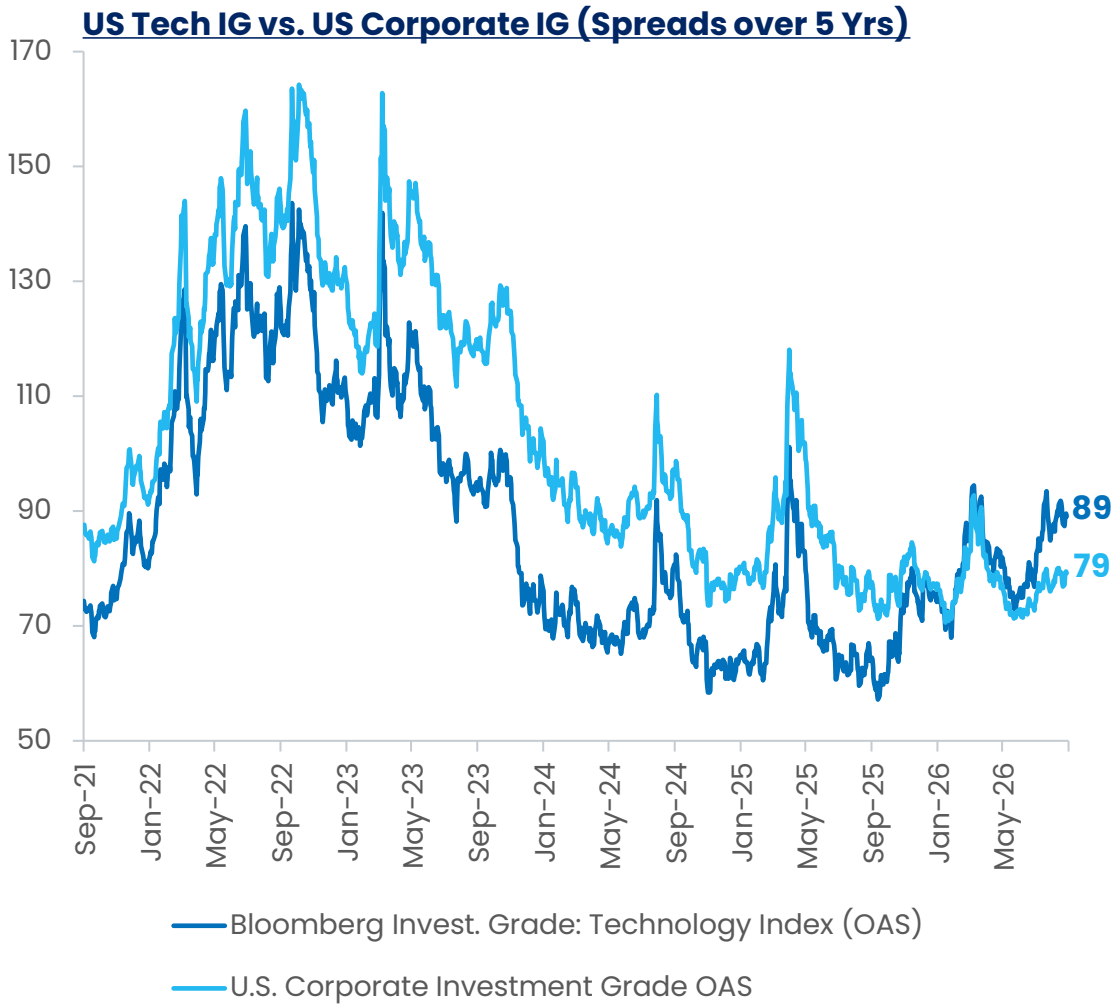

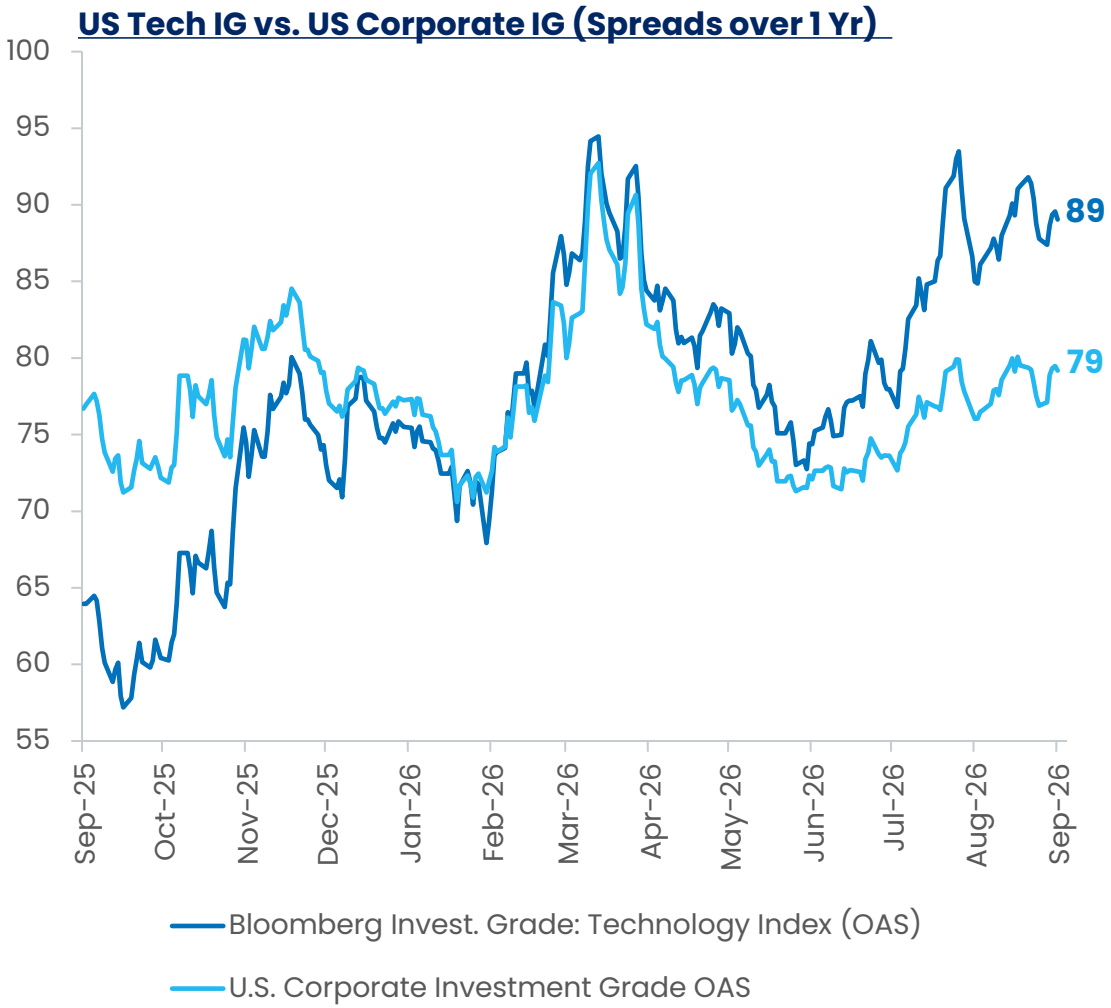

Source: Bloomberg© - Data as of 04/09/2026

Marketing communication for Professional & Qualified Investors

How protective are current EUR yields?

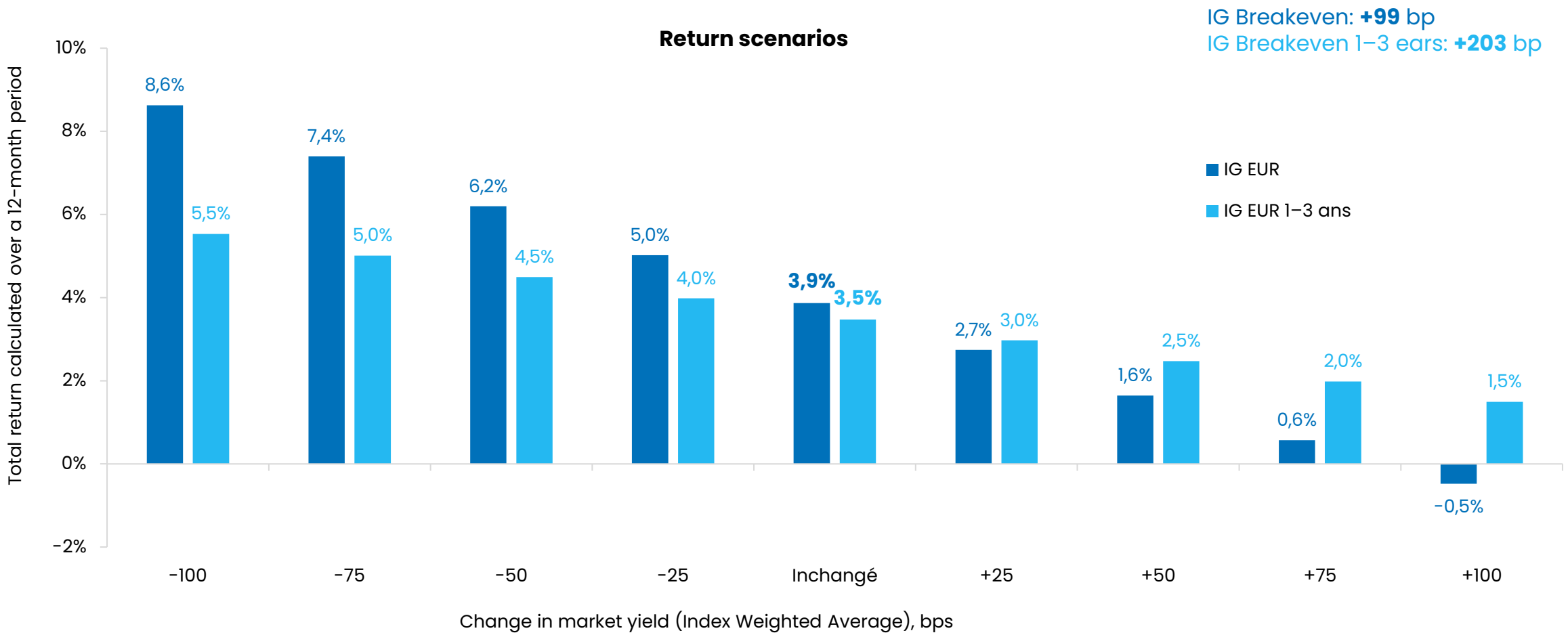

The scenarios shown represent estimates of future performance based solely on a mechanical calculation and do not constitute a precise indicator. ***The calculations are based on simplified assumptions and index-weighted averages****; please refer to the formulas below.* ***These possible performance scenario models are not forecasts of future returns****. The 12-month return is calculated as* ***YTW + (-MD × ΔY) + 0.5 × Convexity × (ΔYTW)²****, where convexity is approximated by (MD² + MD × T) / (1 + Y)²; index-weighted averages are used throughout.*

Source : Candriam, Bloomberg© as of 01/10/2026.

Navigating the late cycle.

Credit markets exhibit opportunities …

- Strong yields, lower duration, higher quality
- Fundamentals stable & resilient
- Favorable technicals

… as well as underestimated risks

- Compressed spreads with limited convexity despite geopolitical risks
- Higher supply driven by AI and M&A, uneven fundamentals
- Greater dispersion

PREPARE RATHER THAN PREDICT!

- Favor higher quality
- Be selective
- Remain Active & flexible

Source: Candriam – Indicative data may change over time.

Marketing communication for Professional & Qualified Investors

2 Candriam Bonds Floating Rate Notes –
« How to navigate through volatile rate environment ».

Marketing communication for Professional & Qualified Investors

Monetary policy expectations built into prices.

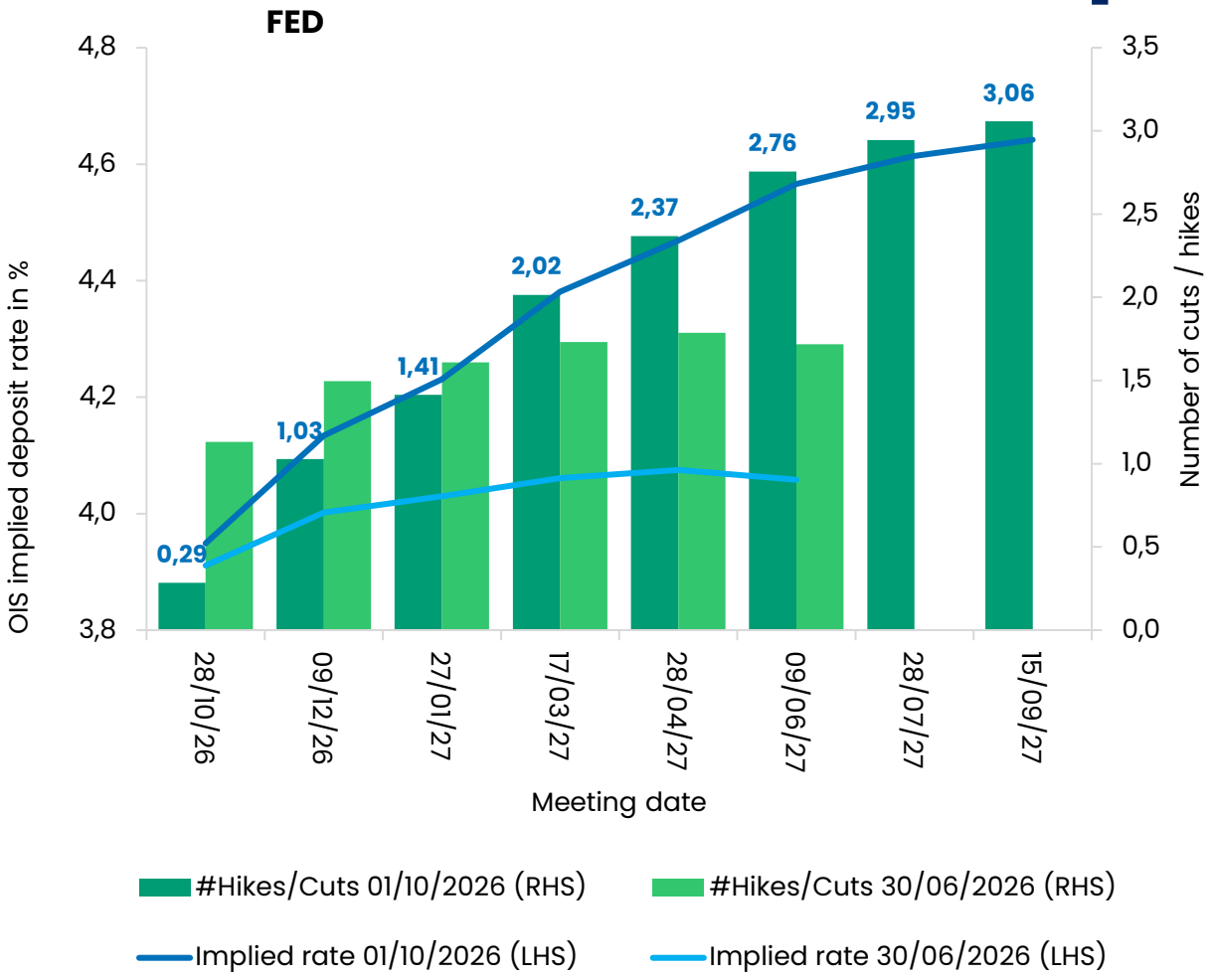

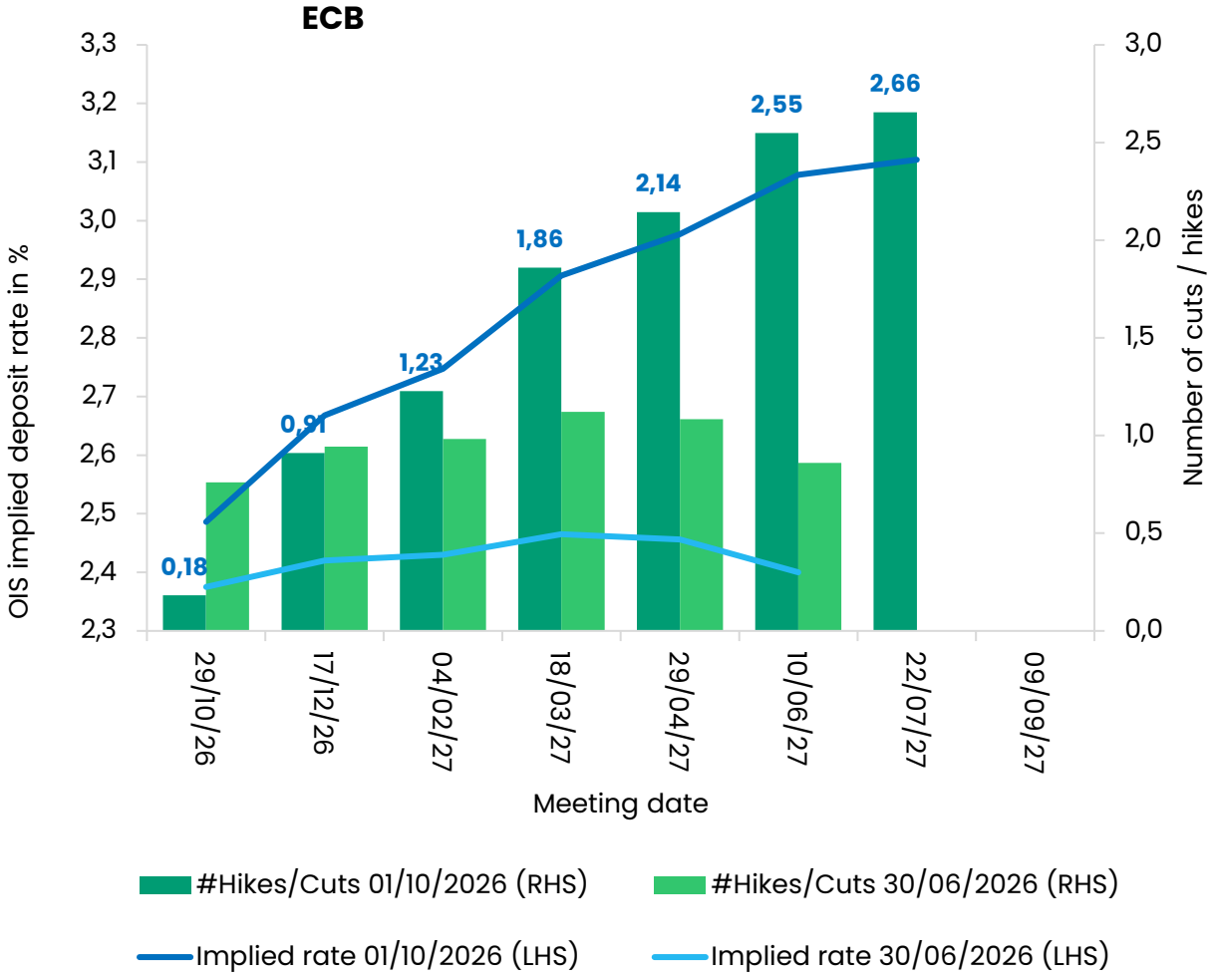

Source : Candriam, Bloomberg©, as of 01/10/2026

IG spreads.

Yields are starting to weigh on risk premia

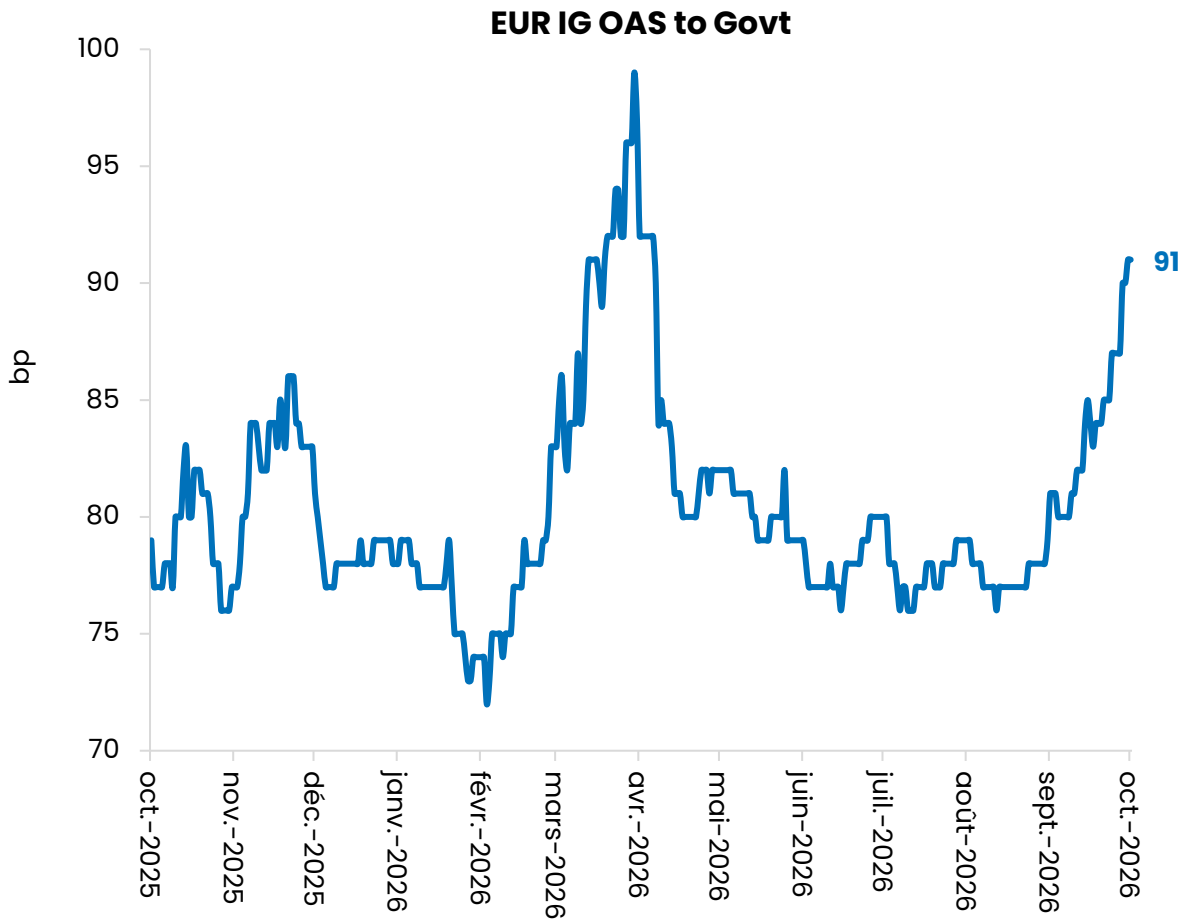

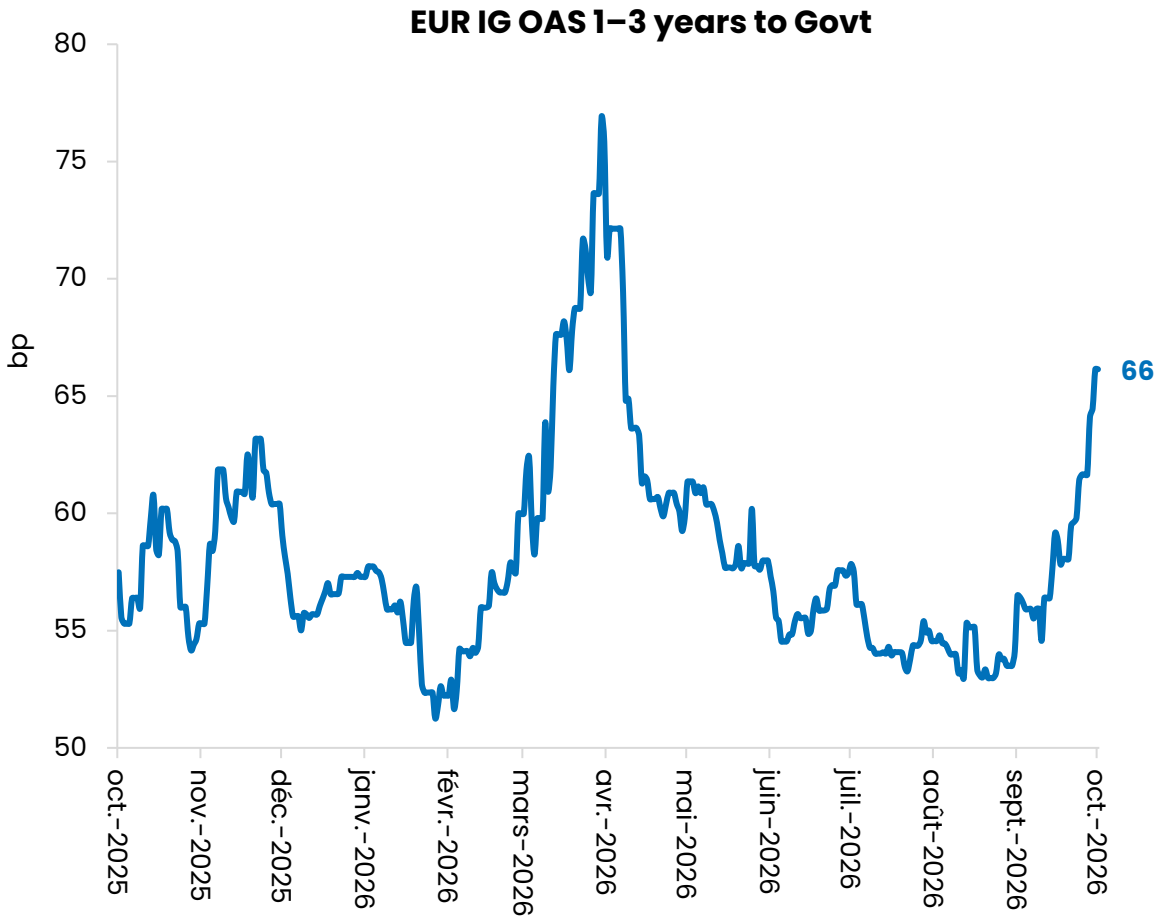

Sources : Candriam, Bloomberg©, as of 08/09/2026

Marketing communication for Professional & Qualified Investors

The case for Floating Rates Notes .

FRN fund is a suitable universe for qualitative & flexible short-term management

Diversified and Qualitative universe

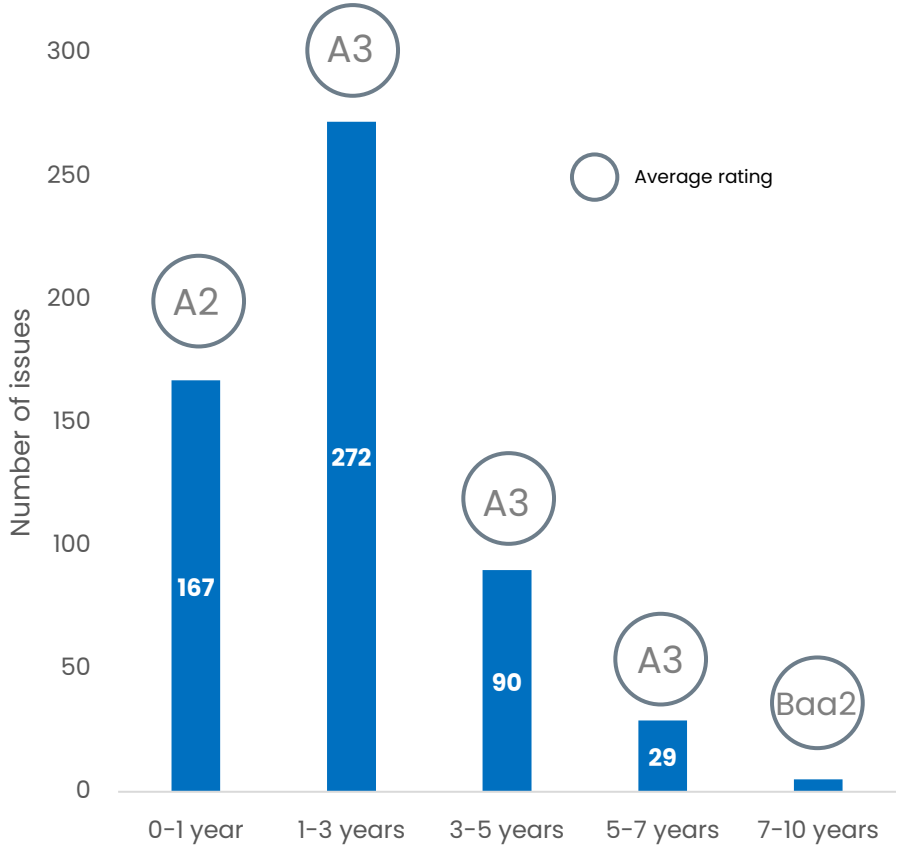

FRN performance on a tightening monetary cycle

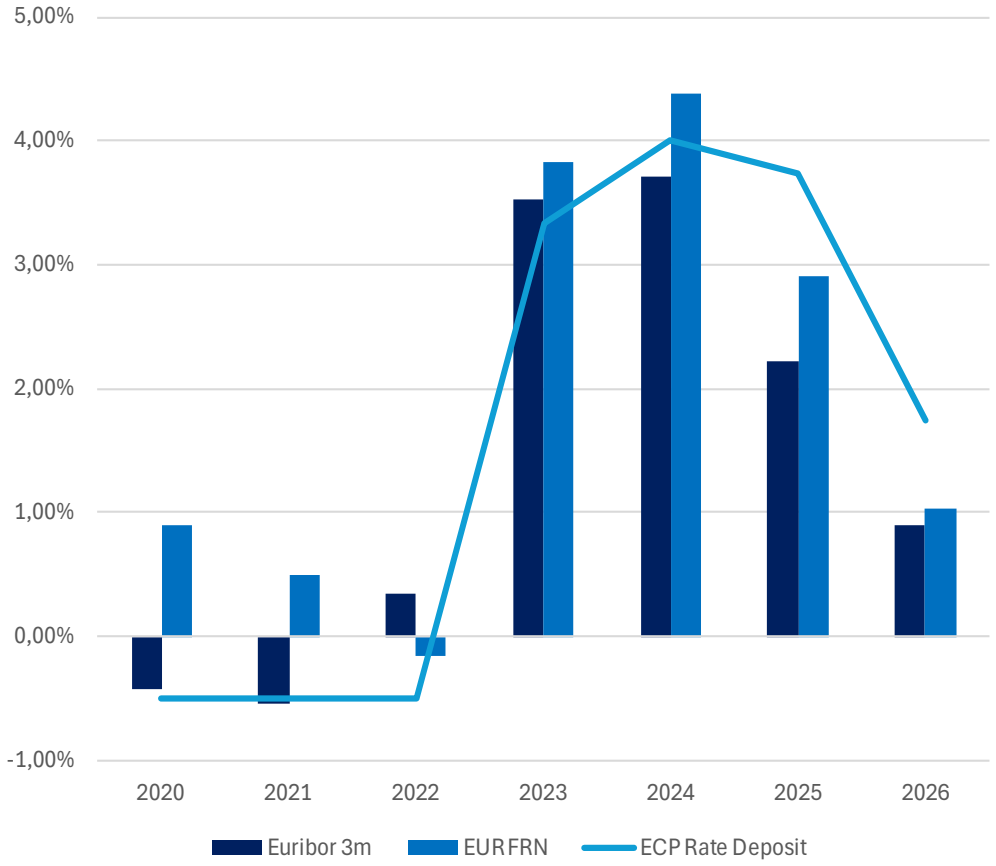

Source: Candriam, Bloomberg©, Barclays

Marketing communication for Professional & Qualified Investors

Candriam Bonds Floating Rate Notes.

Fully adapted to navigate through a rising & volatile rate environment

QUALITY

High Quality Universe

- Focused on **Investment Grade** issuers
- **Strong diversification**

ESG Focus

- **ESG Integration** into the analysis of issuer
- **Carbon footprint** Monitoring

FLEXIBILITY

Benchmark Agnostic

- Low-Interest Rate Duration
- Volatility management

Credit allocation

- **Active management** of Credit Sensitivity
- **Selection** across debt markets

Candriam Bonds Floating Rate Notes is designed with the aim to deliver an annualized return of **+0.15% above €str©** on a 1-year investment horizon[1]

To fully understand the fund's risk profile, we advise investors to carefully review the official prospectus and the description of the underlying risks: Risk of capital loss, Credit risk, Risk associated with derivative financial instruments, Counterparty risk, Sustainability risk, ESG investment risk, Interest rate risk, Investment in CoCos risk, Liquidity risk, Concentration risk, Emerging countries risk, Risk related to external factors

Source: Candriam - Indicative data may change over time; The fund is actively managed, and the investment process does not imply referring to an index. [1] The performance target mentioned is indicative, not guaranteed and may not be achieved. Investors should refer to the fund official documentation for detailed risks and objectives

Marketing communication for Professional & Qualified Investors

Candriam Bonds Floating Rate Notes.

A well defined approach

30 Fixed Income Investment Professionals

17 Fixed Income Credit Analysts

4 Fund Managers dedicated to Short Term Investment

CREDIT DURATION

ISSUER SELECTION

INSTRUMENT SELECTION

Fixed Income Strategic Committee

Business Cycle

Expansion / Contraction

Financial Cycle

Expansion / Contraction

Monetary Cycle

Easing / Tightening

Fixed Income Credit Committee

Business Profile

Operational analysis

Financial Profile

Financial Strength Assessment

Internal Rating

Avoid Fallen Angels / Seek Rising Stars

Short Term Committee

Relative Value

Support / Subordination

Cross Currency

Arbitrages

Cash vs. Derivatives

Basis strategies

Source:: Candriam Indicative data which may change over time

Marketing communication for Professional & Qualified Investors

Focus on flexibility.

Top-Down – Credit Duration

Market Environment

Macro Environment
- Central Banks policy
- Macroeconomic data
- Geopolitical risks

Market Momentum
- A proprietary quantitative model tends to capture market trends
- Cross Fiscal analysis
- A relative Strength Indicator completes the analysis

Credit Quality Trend
- Business & Leverage Cycle of the various sectors are analyzed
- Rating Drift

The **Credit Allocation Strategy** aims to define the credit duration

Credit Attractiveness

Valuation
- Assess the attractiveness of the credit asset class and sub-sectors by looking at z-score, Sharpe ratio and breakeven spreads.

Support / Risk Factors
- Monitoring of events factors that could impact risk appetite, hence risk premium (regulatory environment, political agenda, quarterly results, macro data publication,…)

Technicals
- Flow indicators,
- Investor positioning,
- Market liquidity
- Technical elements

Credit Ranking **-2/+2**

Source: Candriam - Indicative data may change over time

Marketing communication for Professional & Qualified Investors

Focus on quality.

Selectivity is key

SECTOR ASSESSMENT

- Cyclical / Defensive
- Concentrated / fragmented
- Capital intensity
- Exposure to key SRI challenges climate change & digitalization

BUSINESS & STAKEHOLDER ANALYSIS

- Business diversification
- Size / scale
- Competitive positioning
- Brand recognition
- Human Capital & Customers

GOVERNANCE ANALYSIS

- Strategic Direction & Financial Conduct
- Risk of conflict of interests
- Qualitative assessment of management
- Transparency
- Country Risk & Human Rights

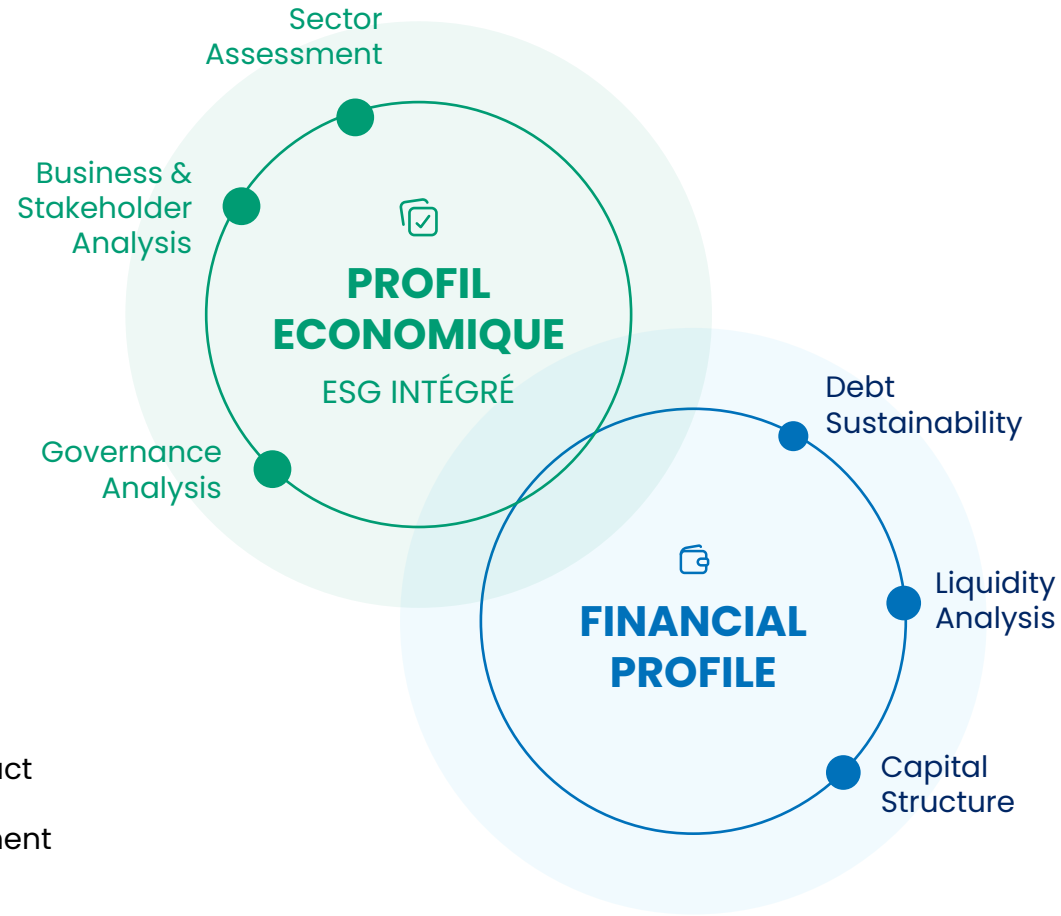

DEBT SUSTAINABILITY

- Operating performance
- Credit ratios & financial policy
- Financial models & forecast

LIQUIDITY ANALYSIS

- Access to funding sources
- Cash balances
- RCF availability
- Liquid assets & financial flexibility

CAPITAL STRUCTURE

- Debt structure
- Maturity profile
- Loan to value

Source: Candriam, Indicative data may change over time

Marketing communication for Professional & Qualified Investors

Internal issuers ranking.

Fundamental analysis integrating ESG factors

ESG RATING
From ESG 1 to ESG 10

BUSINESS PROFILE
ESG integrated

- **STRONG** *(not allowed if weak ESG rating)*
- **SATISFYING**
- **WEAK** *(uncommon if strong ESG rating)*

FINANCIAL PROFILE

- **CONSERVATIVE**
- **MODERATE**
- **AGRESSIVE**

Issuer Credit score

BUSINESS PROFILE ESG integrated \ FINANCIAL PROFILE	Aggressive	Moderate	Conservative
Strong	CR2	CR1	CR1
Satisfying	CR3	CR2	CR1
Weak	CR4	CR3	CR3

Source: Candriam - Indicative data may change over time

Marketing communication for Professional & Qualified Investors

Instrument selection.

Relative Value

- **Credit Quality**
  - [90-100] % IG
  - [0-10] % HY (until BB category)

Rating Categories

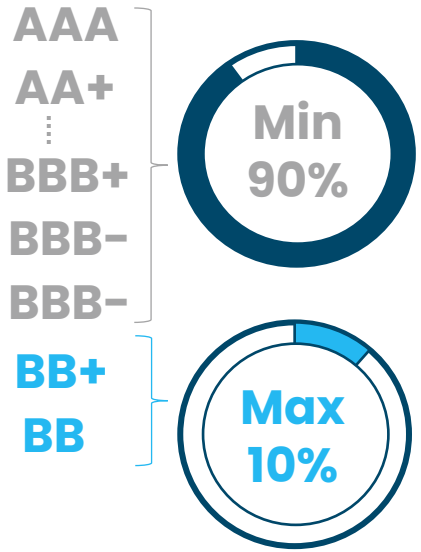

- **Subordination Selection**
  - [90-100] % Senior
  - [0-10] % Subordinated / Hybrids

Subordination

Subordinated Debt Max 10%

- **Asset Type and Currency**

Instrument

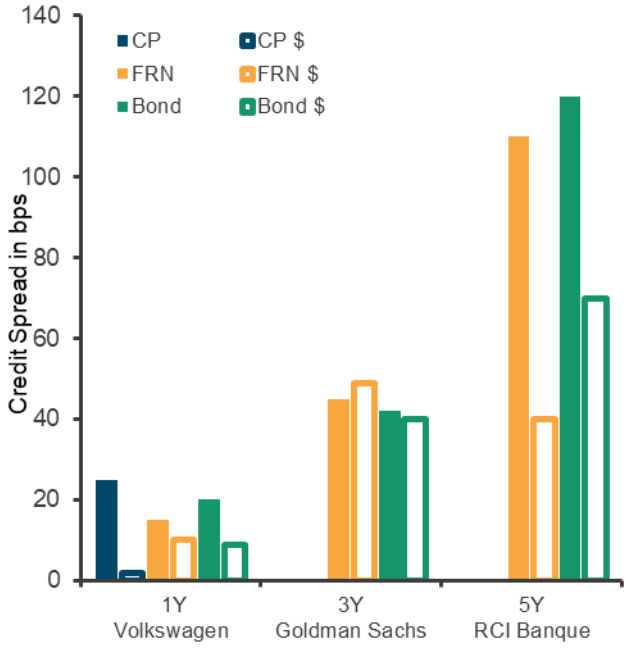

Source: Candriam - Indicative data may change over time. Example of a portfolio security

Marketing communication for Professional & Qualified Investors

Candriam Bonds Floating Rate Notes.

Key Characteristics

- **ESMA classification**: Bonds short term
- **Legal form**: Luxembourg SICAV UCITS
- **Management Company**: Candriam
- **Inception**: September 2018
- **Size:** EUR 3 084 million
- **Typical number** of issuers / issues: 80 / 110
- **Target return p.a.:** €str© + 0.15%[1]
- **Liquidity**: Dealing date D + 3, if dealing before 12 am
- **Settlement**: D + 3 (subscription / redemption)
- **Valuation**: marked-to-market

- **General Rules**
  - ✓ Maximum WAM = 6 months
  - ✓ Maximum WAL = 3 years
  - ✓ Maximum Final Maturity = 5 years

- **Morningstar©**

- **Citywire** **AAA**

To fully understand the fund's risk profile, we advise investors to carefully review the official prospectus and the description of the underlying risks: Risk of capital loss, Credit risk, Risk associated with derivative financial instruments, Counterparty risk, Sustainability risk, ESG investment risk, Interest rate risk, Investment in CoCos risk, Liquidity risk, Concentration risk, Emerging countries risk, Risk related to external factors

[1] The performance target mentioned is indicative, not guaranteed and may not be achieved. Investors should refer to the fund official documentation for detailed risks and objectives.

©2026 Morningstar, Inc. All rights reserved. Some of the information contained in this document is the property of Morningstar and/or its information providers. It is given without any guarantee as to its accuracy, exhaustiveness or topicality. Its reproduction or redistribution is strictly forbidden. The quality of the award won by the UCI or the management company depends on the quality of the issuing institution and that the award does not guarantee the future results of the UCI or management company. For further details on risks associated with investing in this fund, a general description and explanation of the various risk factors is available in the section Risk Factors of the Prospectus. The prospectus is available on Candriam.com: Fund Detail.

Source: Candriam - Data as of 30/09/2026

Candriam Bonds Floating Rate Notes.

Overall positioning

Allocation per country

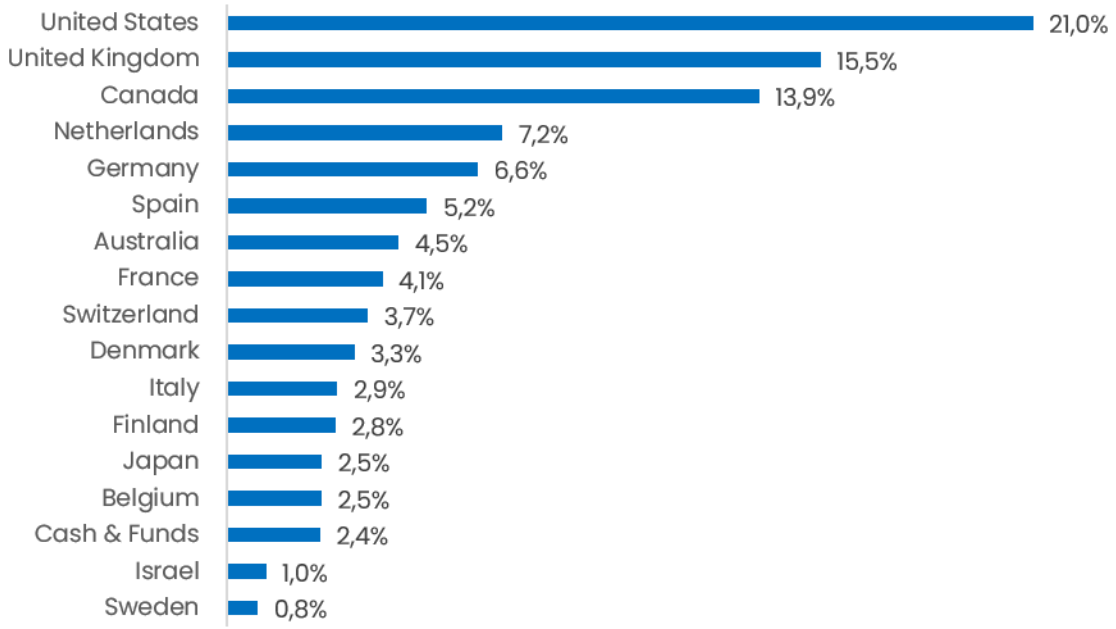

Allocation per rating

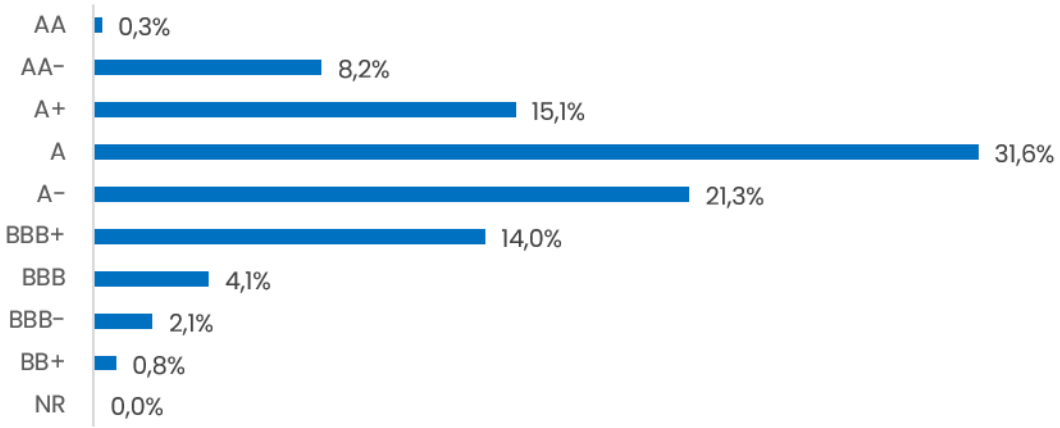

Sources: Candriam as of 30/09/2026.

Marketing communication for Professional & Qualified Investors

Candriam Bonds Floating Rate Notes.

Overall positioning

Allocation per sector

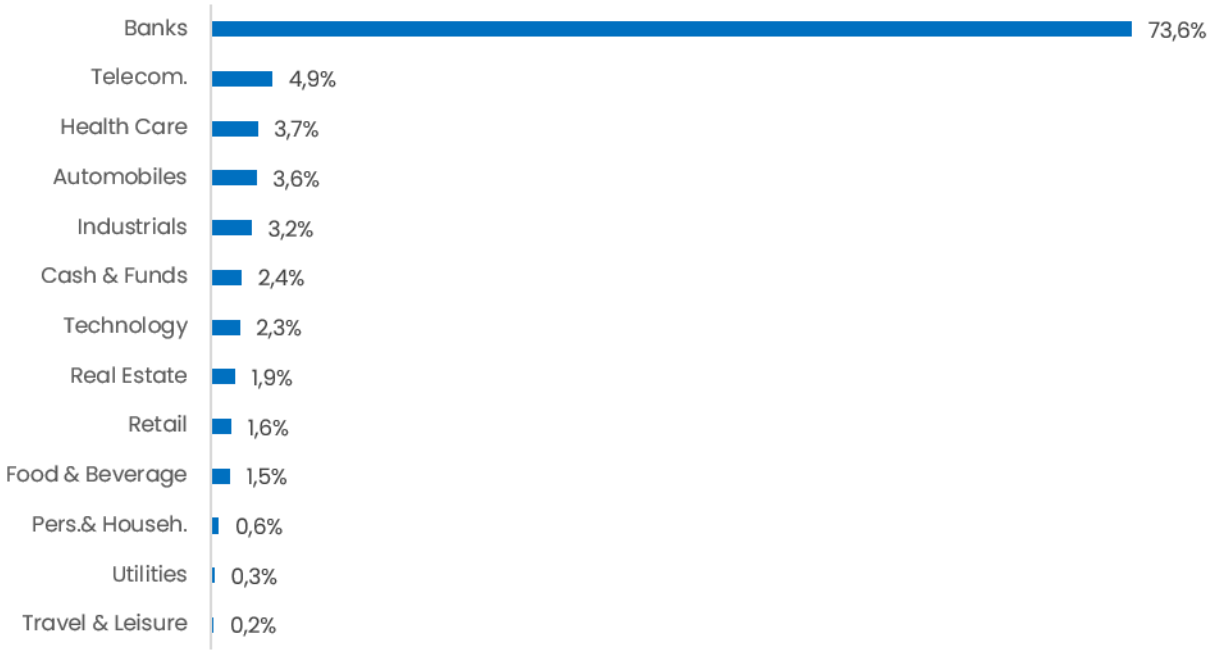

Allocation per maturity

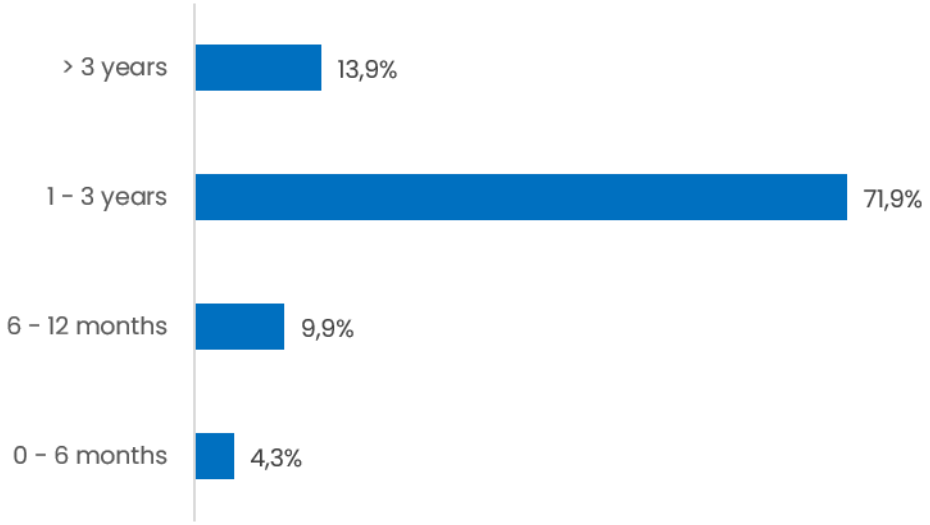

Sources: Candriam as of 30/09/2026.

Marketing communication for Professional & Qualified Investors

Performances & volatility.

Historical Returns – Z Share Class Net of Fees

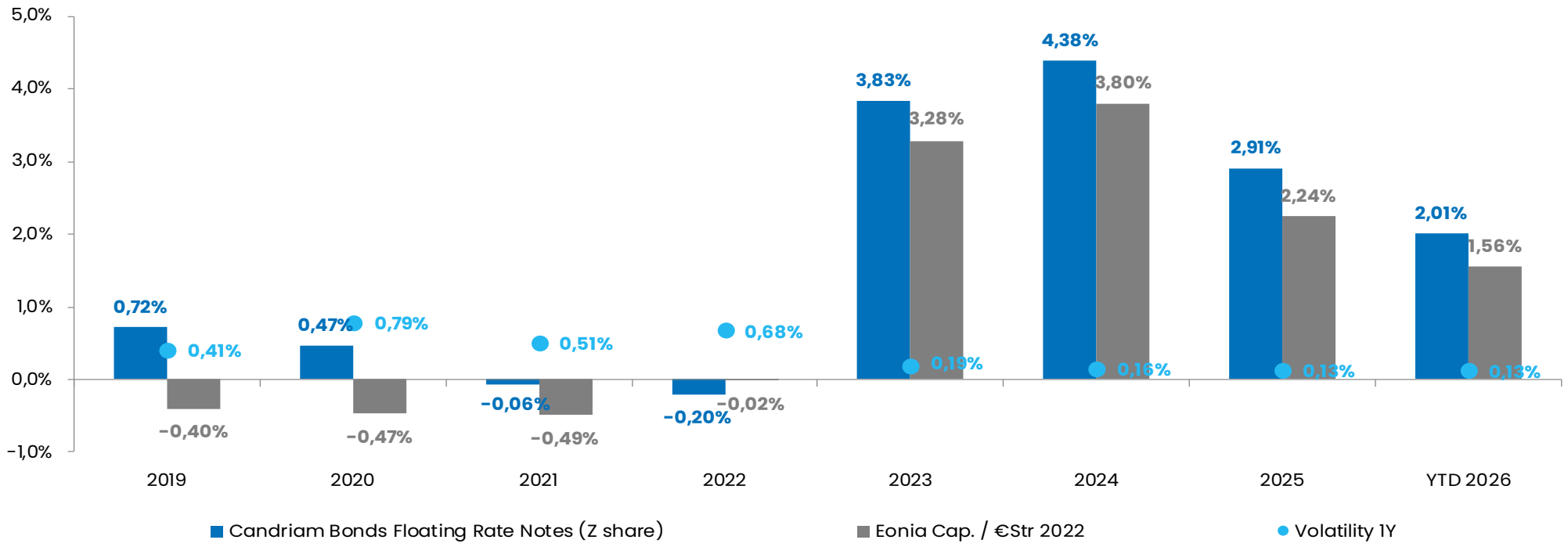

Past performance is no guarantee of future results and is not constant over time.

To fully understand the fund's risk profile, we advise investors to carefully review the official prospectus and the description of the underlying risks: Risk of capital loss, Credit risk, Risk associated with derivative financial instruments, Counterparty risk, Sustainability risk, ESG investment risk, Interest rate risk, Investment in CoCos risk, Liquidity risk, Concentration risk, Emerging countries risk, Risk related to external factors

Sources: Candriam, Bloomberg© - Data as of 30/09/2026. Z share class. Fund performance calculated net of fees . The fund is actively managed, and the investment process implies referring to a benchmark index 100% €STR Capi + 0,15% © since 15/03/2024. Past performance is no guarantee of future results and is not constant over time. Performances expressed in a currency other than that of the investor's country of residence are subject to exchange rate fluctuations, with a negative or positive impact on gains. If the present document refers to a specific tax treatment, such information depends on the individual situation of each investor and may change. The prospectus is available on Candriam.com: Fund Detail.

Net performance.

Bringing together low volatility and performance

Performance since 01/10/2019 (net of fees)

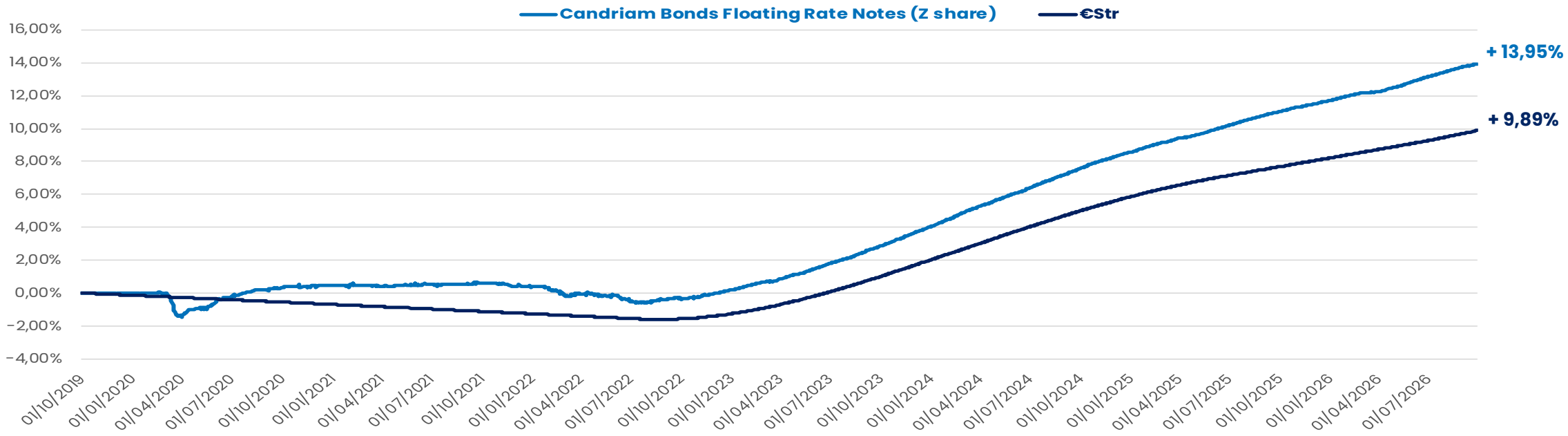

+13,95%	**Performance** *Cumulated since 01/10/2019*	**+1.76%**	**Performance** *Annualized since 01/10/2019*	**0.13%**	**Volatility** *Since 01/10/2019*

Past performance is no guarantee of future results and is not constant over time.

To fully understand the fund's risk profile, we advise investors to carefully review the official prospectus and the description of the underlying risks: Risk of capital loss, Credit risk, Risk associated with derivative financial instruments, Counterparty risk, Sustainability risk, ESG investment risk, Interest rate risk, Investment in CoCos risk, Liquidity risk, Concentration risk, Emerging countries risk, Risk related to external factors

Sources: Candriam, Bloomberg© - Data as of 30/09/2026. Z share class. Fund performance calculated net of fees . The fund is actively managed, and the investment process implies referring to a benchmark index 100% €STR Capi + 0,15% ©. Past performance is no guarantee of future results and is not constant over time. Performances expressed in a currency other than that of the investor's country of residence are subject to exchange rate fluctuations, with a negative or positive impact on gains. If the present document refers to a specific tax treatment, such information depends on the individual situation of each investor and may change. The prospectus is available on Candriam.com: Fund Detail.

Risk Profile - Candriam Bonds Floating Rate Notes.

The fund presents a risk of capital loss,
the net asset value of the fund may decrease in particular because of its exposure to
the risk associated with the use of derivatives instruments

- The summary risk indicator ("SRI") is an indicator with a rating ranging from 1 to 7 and corresponds to increasing levels of risk and return. The methodology for calculating this regulatory indicator is available in the KID.
- **The summary risk indicator ("SRI") is a guide to the level of risk of this product compared to other products.**
- It shows how likely it is that the product will lose money because of movements in the markets or because we are not able to pay you
- **The risk indicator assumes you keep the product for 2 years.**

Source: Candriam. Risk Level date of calculation: June 2025

Marketing communication for Professional & Qualified Investors

Risk Profile - Candriam Bonds Floating Rate Notes.

Investors should be aware of the significant risk below, which may not necessarily be adequately taken into account by the indicator:

- **Credit risk:** the fund is exposed to the risk of default of an issuer in terms of honouring the payment of coupons and/or the repayment of the amount borrowed.
- **Counterparty risk:** The fund may use OTC derivative products, and these may represent a counterparty risk, i.e. the inability of the counterparty to honour its commitments to the fund. This counterparty risk could be fully or partially hedged by the receipt of guarantees.
- **Risk associated with derivative financial instruments:** their use implies risk associated with the underlying assets and can accentuate downward movements via the resulting leverage effect. Hedging strategies using derivatives may not be perfect. Some derivatives may be difficult to value under exceptional markets circumstances.
- **Sustainability risk:** refers to any event or situation in the environmental, social or governance domain that could affect the performance and/or the reputation of the issuers in the portfolio. The sustainability risk may be specific to the issuer, depending on its activities and practices, but it may also be due to external factors.

Risk factors specific to the sub-fund

- Risk of capital loss
- Credit risk
- Risk associated with derivative financial instruments
- Counterparty risk
- Sustainability risk
- ESG investment risk
- Interest rate risk
- Investment in CoCos risk
- Liquidity risk
- Concentration risk
- Emerging countries risk
- Risk related to external factors
- Risk of changes to the benchmark index by the index provider
- Hedging risk of the share classes

Source: Candriam. Risk Level date of calculation: June 2025. For further details on risks associated with investing in this fund, a general description and explanation of the various risk factors is available in the section Risk Factors of the Prospectus [The prospectus is available on Candriam.com: Fund Detail](#).

Candriam Bonds Floating Rate Notes.

Legal Form	UCITS - SICAV	**ISIN Code**	V2 - Cap LU1838941885
Domicile	Luxembourg	**Frequency of valuation**	Daily
Launch date	September 3, 2018	**Fund currency**	Euro
Management Company	CANDRIAM	**Management fees (max.)** [1]	0.15%
Depositary bank	CACEIS Bank, Luxembourg Branch	**Subscription fees (max.)** [1]	N/A
Supervision authority	CSSF (Commission de Surveillance du Secteur Financier)	**Redemption fees (max.)** [1]	N/A
SFDR classification	Article 8	**Performance fees (max.)** [1]	-
Benchmark	€STR (Euro Short Term Rate) Capitalized + 0.15%	**Fund AUM**	3 092 million
		Recommended investment horizon	2 years

Registered for sale in

All or some of the fund share classes are authorized in the following countries (orange coloured points)

AT	BE	CH	CL	DE	DK	ES	FI	FR	GB	IE	IT	LU	NL	NO	PT	SE	SK	SG	KR
●	●	●		●	●	●	●	●			●	●	●	●	●	●			●

The fund is actively managed, and the investment process implies referring to a benchmark index, the €STR (Euro Short Term Rate) Capitalized + 0.15%

Source: Candriam – October 2026

[1] This list is not exhaustive; the sub-fund incurs other costs further information on fees and charges is available in the KID/Prospectus to allow investors to understand the overall impact of costs on the amount of their investment and on the expected returns. The prospectus is available on Candriam.com: Fund Detail. Management and performance fees are calculated annually. The fees are expressed as an annual percentage of the average net asset value of the Share Class and are payable at the end of each month.

3 Candriam Sustainable Bond Euro Corporate – *« Bond-picking from the sustainable companies' universe ».*

Marketing communication for Professional & Qualified Investors

Candriam Sustainable Bond Euro Corporate.

A long only ESG focused approach on the Euro Investment Grade market

- **UCITS** - compliant **Investment Grade** credit fund with daily valuations.
- Benchmark: **Iboxx Euro Corporate Index©**
- Tracking error: with a maximum of 3% ex-ante, and an average of **1% ex-ante under normal market conditions.**
- **SFDR Article 9 – KPIs:**
  - Carbon footprint corporate: 30% reduction vs benchmark
  - ESG Score: higher than its benchmark
  - Green Bond: minimum of 20%.
- **Exclusions based on a "Best in Universe" Approach.**

CORE BUCKET		DIVERSIFICATION BUCKET	
Net Exposure 80% - 100%	Issuers included in the benchmark Investment Grade corporate bonds **LONG CREDIT (bonds)**	**Net Exposure 0% - 20%**	Off-benchmark issuers (HY, US issuers Hybrids, Cocos and ex-benchmark IG issues **LONG CREDIT (bonds)**

+

Duration, beta and liquidity management (futures)

To fully understand the fund's risk profile, we advise investors to carefully review the official prospectus and the description of the underlying risks: Risk of loss of capital, Interest rate risk, Credit risk, ESG Investment risk, Liquidity risk, Derivatives risk, Risk associated with investing in Contingent Convertible Bonds, Concentration risk, Counterparty risk, Risk of changes made to the reference index by the index provider, Risk associated with external factors, Share class hedging risk, Sustainability risk.

*Source: Candriam – Indicative data may change over time. **Important**: The investment process does not replicate the benchmark index. The latter is provided for information purposes only. For more details on the risks associated with investing in this fund, a general description and explanation of the various risk factors are available in the Risk Factors section of the prospectus. The fund's prospectus is avaialable on Candriam website: Funds' details.*

Investment process.

ESG ANALYSIS

- Controversial activities screening
- Norms-based filter
- Best-in-universe based on ESG scores

SUSTAINABLE IG UNIVERSE

MACRO & CREDIT MARKET ASSESSMENT

- Macro analysis
- IG market analysis
- Sectoral / Rating analysis

TOP-DOWN CONVICTIONS

CREDIT RESEARCH & ANALYSIS

- Fundamental analysis
- Legal analysis
- Quantitative analysis

INTERNAL CREDIT RATING

PORTFOLIO CONSTRUCTION

- Net exposure limits
- Maximum deviations vs benchmark
- Risk indicators vs benchmark

OPTIMAL PORTFOLIO

PORTFOLIO MONITORING

- Fundamental Credit / ESG deterioration / improvement
- Change in our macro-outlook
- Better Relative Value opportunity
- Stop-Loss

STRICT SELL DISCIPLINE

Source: Candriam – Indicative data may change over time.

Screening the Euro IG Corporate universe.

From an initial investment universe to a sustainable investable universe

~900
ISSUERS

EURO INVESTMENT GRADE UNIVERSE

iBoxx Euro Corporate Index

~460
ISSUERS

ESG FRAMEWORK

Negative filter
- Norms-based analysis
- Controversial activities

Positive filter
- Stakeholder Analysis
- Business Activities Analysis

~400
ISSUERS

LIQUIDITY FILTER

Euro IG: Avoid issuers < €1bn in debt

US IG: Avoid issuers < $5bn in debt

~300
ISSUERS

FUNDAMENTAL FILTER

Each issuer is assigned an internal ranking integrating ESG factors

All issuers rated IG CR5 are excluded

~50-100
ISSUERS

OPTIMAL PORTFOLIO

Source: Candriam – Indicative data may change over time.

Marketing communication for Professional & Qualified Investors

Investment universe.

Integration of ESG criteria in the definition of our investable universe

Investment universe based on the integration of ESG criteria

Dissociation from traditional benchmarks

- **Limited investment universe**
- Traditional bond indices are based on market weights
- Highly-leveraged issuers are the biggest constituents

Impact investing

- **Aim to provide a portfolio with focus on ESG issues**
- Inclusion of Green bonds
- Monitoring of non-financial impact

Building a smarter ESG investable universe

- **Best-in-universe**
- Issuer limits based on ESG scores and economic impact
- Inclusion of *off-benchmark* issuers with good fundamentals

Focusing on a fundamentally based universe, favouring better credit quality through ESG integration and economic criteria

Source: Candriam – Indicative data may change over time.

Portfolio construction & risk management.

Risk constraints – Internal guidelines at publication date and for information purpose only

DERIVATIVE RULES	MAX.
Net credit exposure	80% to 110%
Credit derivatives	-50% to +30%
Mono CDS	20%

DIVERSIFICATION RULES	MAX. (per issuer)
Investment Grade issuer	-3% vs benchmark **Primary market:** max. 5% per issuer for max. 3 months
High Yield issuer	1,5%
High Yield exposure	15%
Sector exposure	-10% to +10%

INTEREST RATE RULES*	MAX.
Rate sensitivity	-3 to +3
Credit sensitivity	-3 to +3

LIQUIDITY RULES	MIN.	MAX.
Issue size	€500mio min for 90% of fund's AUM and min €250mio for the remaining.	
Fund's share in an issue	0%	10%

SUBORDINATION DEBT	MAX.
Hybrid, LT2, T1, CoCo	2x benchmark weight
CoCo + T1 + UT2	5%, 1% per line

OUT OF BENCHMARK	MAX.
Issuers	20%
Tracking Error	3%

Source: Candriam – Indicative data may change over time.

Marketing communication for Professional & Qualified Investors

Characteristics and positioning of the portfolio.

Characteristics

	Candriam Sustainable Bond Euro Corporate	iBoxx Euro Corporate (Total Return)
# Issuers	**143**	762
Modified Duration to Worst	**4.87**	4.39
Yield to Worst	**4.14%**	4.39%
Beta DTS	**1.13**	-
Average Rating	**A**	BBB+
Net HY Exposure	**1.03%**	0.09%

Maturity breakdown

Source: Candriam as of 31/08/2026.

Marketing communication for Professional & Qualified Investors

Positioning of the portfolio.

Top 10 country breakdown

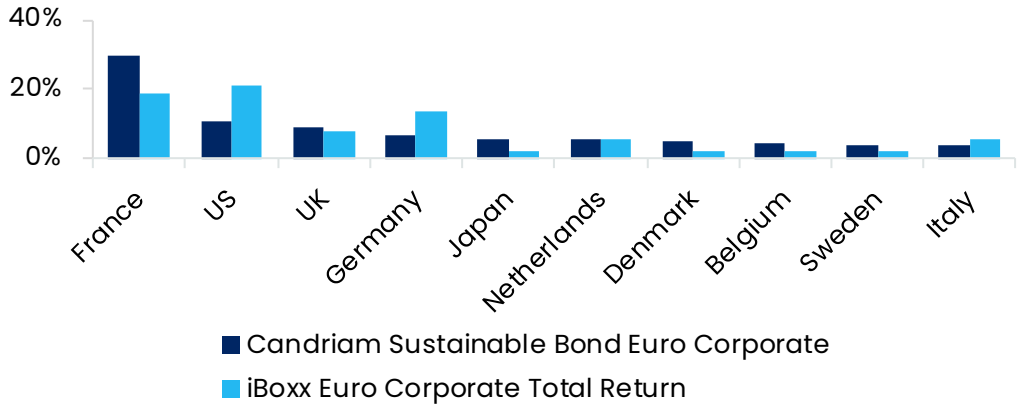

Rating breakdown (second best)

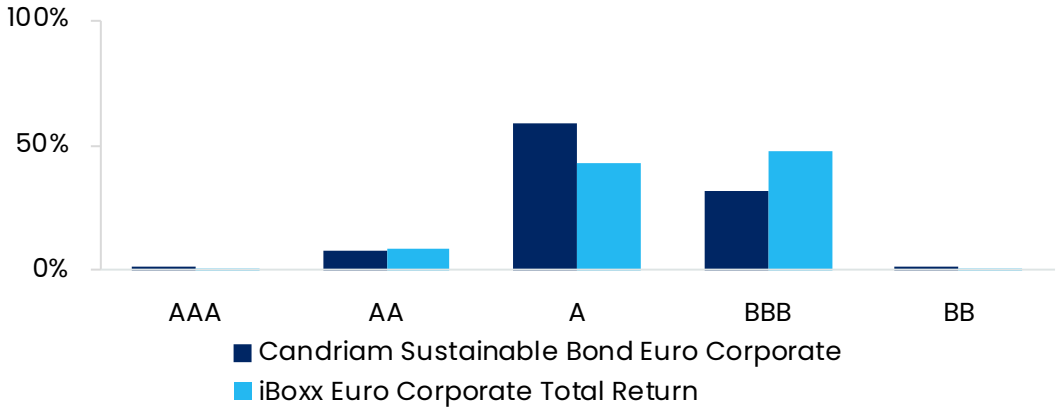

Sector breakdown – Non-financials

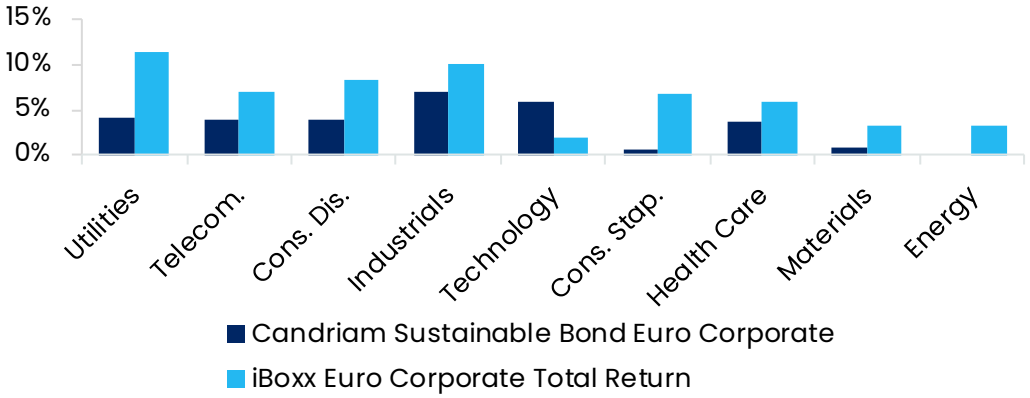

Sectoral breakdown - Financials

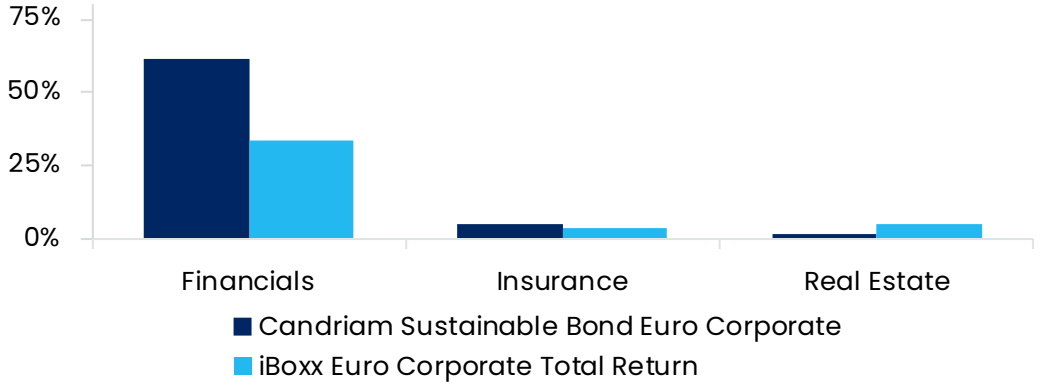

Source: Candriam as of 31/08/2026.

Marketing communication for Professional & Qualified Investors

Net performance review.

Historical performance

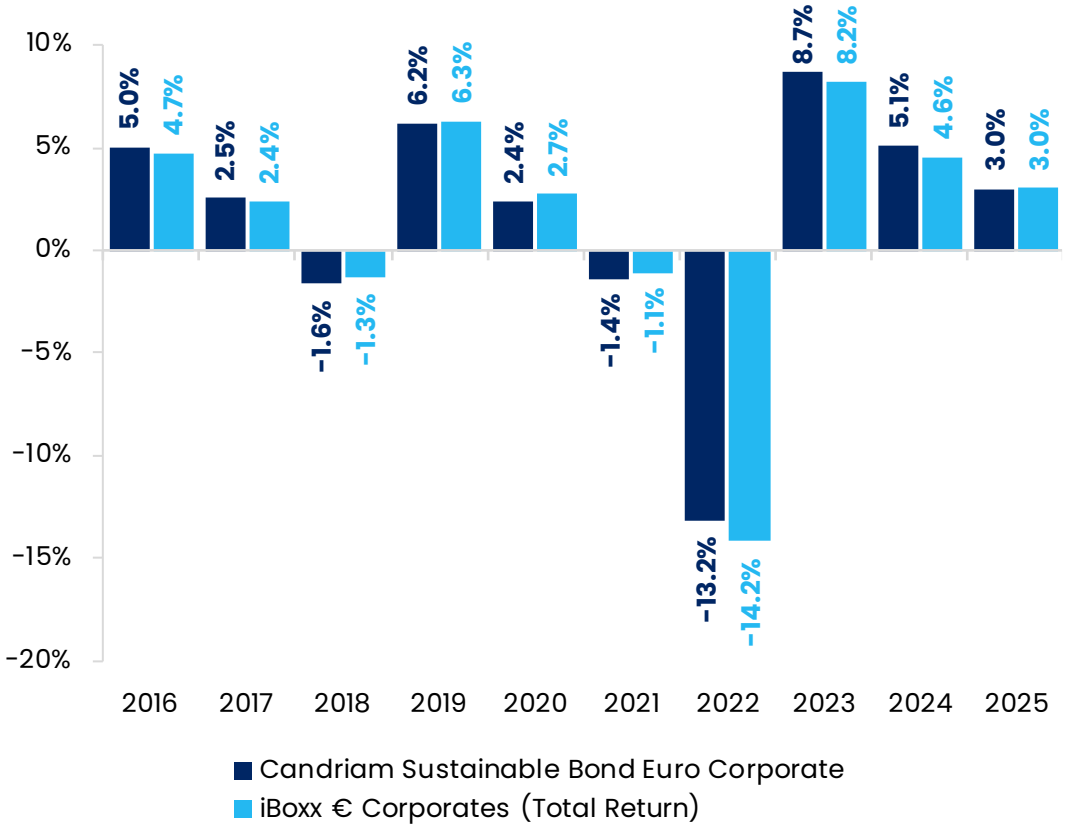

Total returns

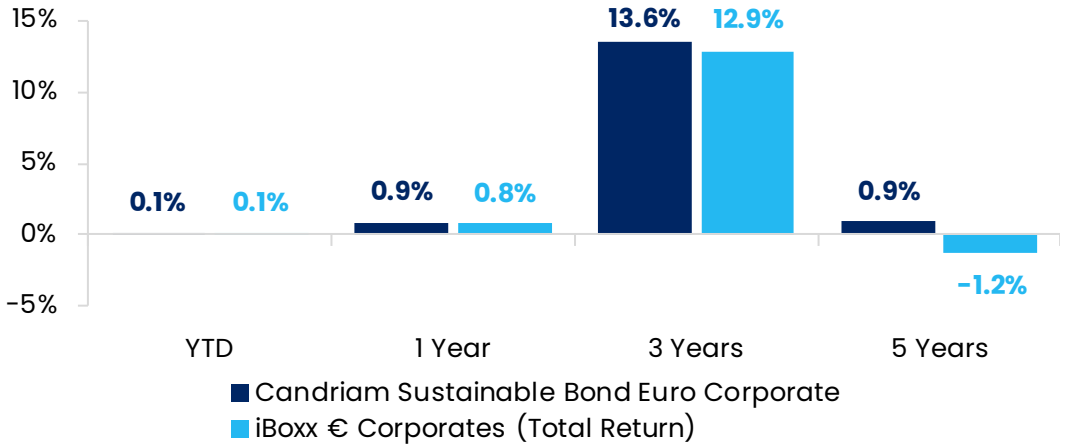

Risk ratios

	1 Year	3 Years	5 Years
Fund Volatility	**2.4%**	**2.7%**	**4.3%**
Benchmark Volatility	**2.2%**	**2.7%**	**4.4%**
Sharpe Ratio	-0.44	0.59	-0.45
Tracking Error	0.4%	0.5%	0.7%

Past performance is no guarantee of future results and is not constant over time.

Source: Candriam - Data as of 31/08/2026 I Share Class EUR, net of fees. The fund is actively managed, and the investment process implies referring to a benchmark index iBoxx EUR Corporates (Total Return)©. Performances expressed in a currency other than that of the investor's country of residence are subject to exchange rate fluctuations, with a negative or positive impact on gains. If the present document refers to a specific tax treatment, such information depends on the individual situation of each investor and may change.

Net performance review

Cumulative performance & AuM over five years

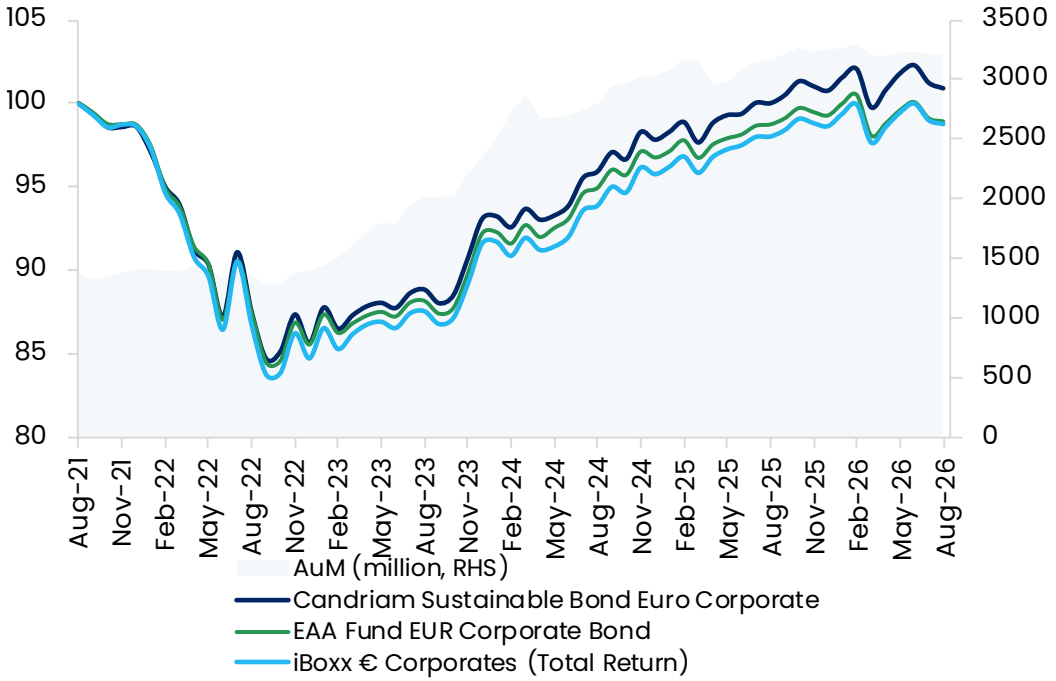

Performance vs. Morningstar© peers

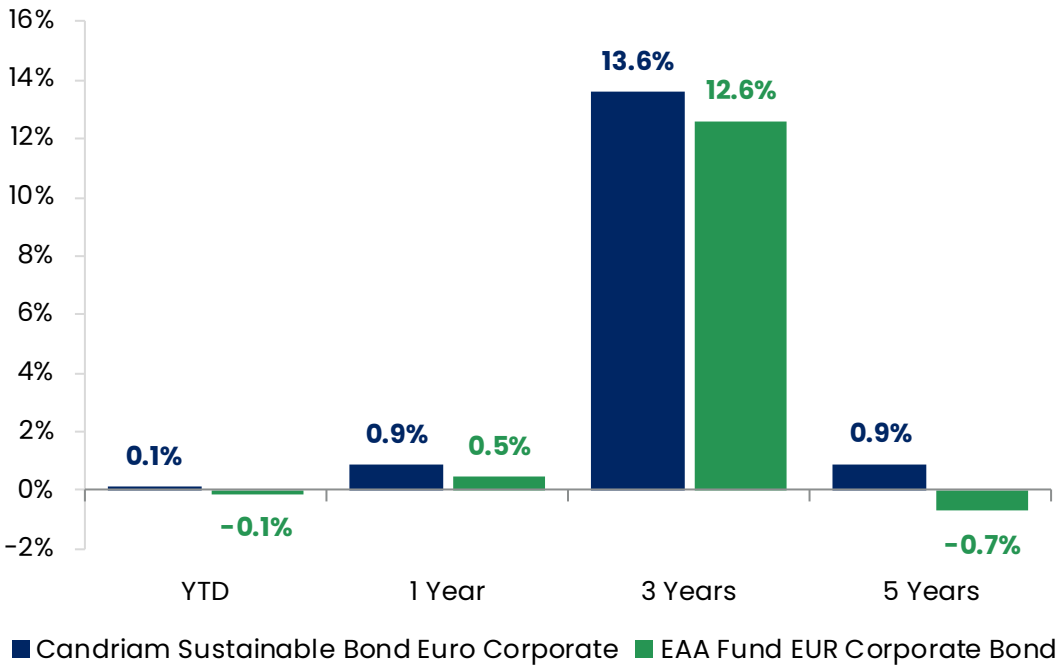

Past performance is no guarantee of future results and is not constant over time.

To fully understand the fund's risk profile, we advise investors to carefully review the official prospectus and the description of the underlying risks: Risk of loss of capital, Interest rate risk, Credit risk, ESG Investment risk, Liquidity risk, Derivatives risk, Risk associated with investing in Contingent Convertible Bonds, Concentration risk, Counterparty risk, Risk of changes made to the reference index by the index provider, Risk associated with external factors, Share class hedging risk, Sustainability risk.

Source: Candriam – Data as of 31/08/2026. I Share Class EUR, net of fees. The fund is actively managed, and the investment process implies referring to a benchmark index iBoxx EUR Corporates (Total Return)©. Performances expressed in a currency other than that of the investor's country of residence are subject to exchange rate fluctuations, with a negative or positive impact on gains. If the present document refers to a specific tax treatment, such information depends on the individual situation of each investor and may change. fees Morningstar© Category: EAA Fund EUR Corporate Bond© 2025 Morningstar. All Rights Reserved. The information contained here: (1) is proprietary to Morningstar and/or its content providers; (2) may not be copied or distributed; and (3) is not warranted to be accurate, complete or timely. The quality of the ranking, award or label obtained by the fund or the management company depends on the quality of the issuing institution and the ranking, award or label does not guarantee the future results of the fund or the management company. For further details on risks associated with investing in these strategies, a general description and explanation of the various risk factors is available in the section Risk Factors of the relevant Prospectuses. The prospectus is available on Candriam Fund's Details.

Extra-financial performance.

ESG Score

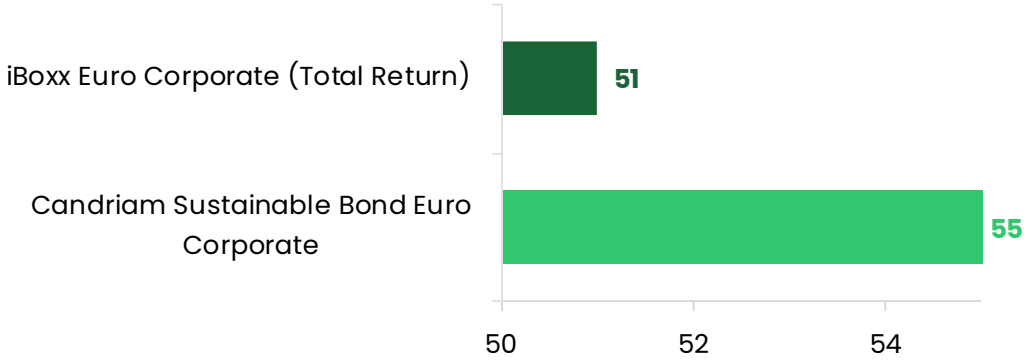

ESG Score breakdown

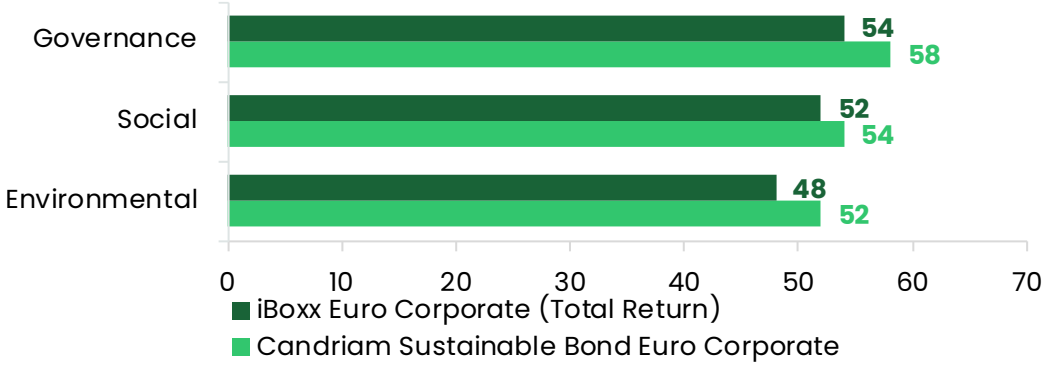

Sources: Candriam. - Coverage rate (Fund/Benchmark): 100.0% / 97.9%

Carbon Footprint (tons CO2eq per million € invested)

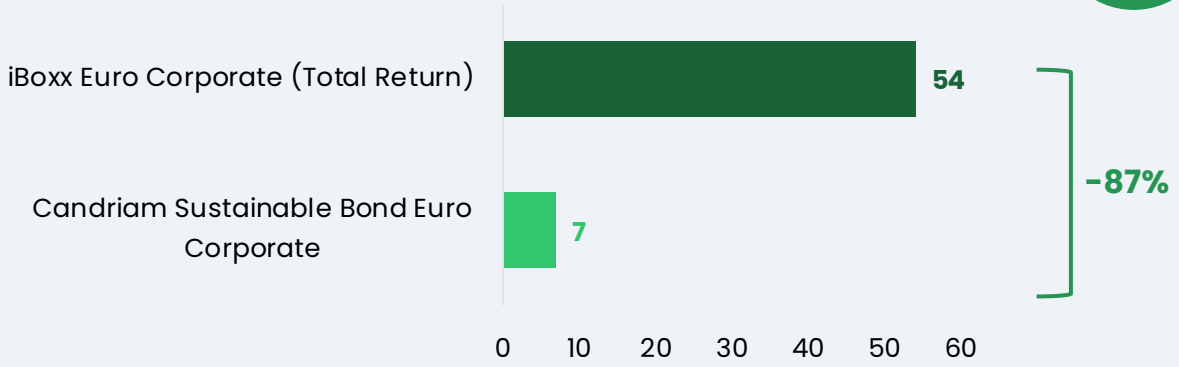

Sources: Candriam. - Coverage rate (Fund/Benchmark): 95.8% / 97.6%

Green Bonds

23%

Source: Candriam as of 31/08/2026. The fund is actively managed, and the investment process implies referring to a benchmark index iBoxx EUR Corporates (Total Return)©.

Marketing communication for Professional & Qualified Investors

Risk Profile: Candriam Sustainable Bond Euro Corporate.

The fund presents a risk of capital loss,
the net asset value of the fund may decrease in particular because of its exposure to the risk associated with the use of derivatives instruments

- The summary risk indicator ("SRI") is an indicator with a rating ranging from 1 to 7 and corresponds to increasing levels of risk and return. The methodology for calculating this regulatory indicator is available in the KID.
- **The summary risk indicator ("SRI") is a guide to the level of risk of this product compared to other products.**
- It shows how likely it is that the product will lose money because of movements in the markets or because we are not able to pay you
- **The risk indicator assumes you keep the product for 3 years.**

Source: Candriam - Risk Level date of calculation: February 2026.

Marketing communication for Professional & Qualified Investors

Risk profile - Candriam Sustainable Bond Euro Corporate.

Investors should be aware of the significant risks below, which may not necessarily be adequately considered by the indicator:

- **Credit risk**: the fund is exposed to the risk of default of an issuer in terms of honouring the payment of coupons and/or the repayment of the amount borrowed. This risk is higher as the fund may invest in high-yield debt issues whose issuers are considered risky.
- **Counterparty risk**: The fund may use OTC derivative products and these may represent a counterparty risk, i.e. the inability of the counterparty to honour its commitments to the fund. This counterparty risk could be fully or partially hedged by the receipt of guarantees.
- **Risk associated with derivative financial instruments**: their use implies risk associated with the underlying assets and can accentuate downward movements via the resulting leverage effect. Hedging strategies using derivatives may not be perfect. Some derivatives may be difficult to value under exceptional markets circumstances.
- **Liquidity risk**: the fund may invest in securities and/or market segments which may prove to be less liquid, particularly under certain market conditions, and it may therefore be the case that the securities cannot be sold quickly and at reasonable prices.

Risk factors specific to the sub-fund

- Risk of loss of capital
- Interest rate risk
- Credit risk
- ESG investment risk
- Liquidity risk
- Derivatives risk
- Counterparty risk
- Risk associated with investing in Contingent Convertible Bonds
- Concentration risk
- Risk of changes made to the reference index by the index provider
- Risk associated with external factors
- Share class hedging risk
- Sustainability risk

Source: Candriam - Risk Level date of calculation: February 2026.
For further details on risks associated with investing in this fund, a general description and explanation of the various risk factors is available in the section Risk Factors of the Prospectus The prospectus is available on Candriam Fund's Details.

Candriam Sustainable Bond Euro Corporate.

Legal Form	UCITS - SICAV	**ISIN Code**	I - Cap LU1313770619
Domicile	Luxembourg	**Frequency of valuation**	Daily
Launch date	December 29, 2015	**Fund currency**	EUR
Management Company	CANDRIAM	**Management fees (max.)** [1]	0.40%
Depositary bank	CACEIS Bank, Luxembourg Branch	**Subscription fees (max.)** [1]	N/A
Supervision authority	CSSF (Commission de Surveillance du Secteur Financier)	**Redemption fees (max.)** [1]	N/A
SFDR classification	Article 9	**Performance fees (max.)** [1]	-
Benchmark	iBoxx EUR Corporates (Total Return)	**Fund AUM**	3 133 million
		Recommended investment horizon	3 years

Registered for sale in

All or some of the fund share classes are authorized in the following countries (orange coloured points)

AT	BE	CH	CL	DE	DK	ES	FI	FR	GB	IE	IT	LU	NL	NO	PT	SE	SK	SG	KR
●	●	●		●	●	●	●	●	●		●	●	●	●	●	●			

The fund is actively managed, and the investment process implies referring to a benchmark index, the iBoxx EUR Corporates (Total Return)

Source: Candriam – October 2026

[1] This list is not exhaustive; the sub-fund incurs other costs further information on fees and charges is available in the KID/Prospectus to allow investors to understand the overall impact of costs on the amount of their investment and on the expected returns. The prospectus is available on Candriam Fund's Details.

Management and performance fees are calculated annually. The fees are expressed as an annual percentage of the average net asset value of the Share Class and are payable at the end of each month.

Disclaimer.

This is a marketing communication. Please refer to the prospectus of the funds and to the key information document before making any final investment decisions. This marketing communication does not constitute an offer to buy or sell financial instruments, nor does it represent an investment recommendation or confirm any kind of transaction, except where expressly agreed. Although Candriam selects carefully the data and sources within this document, errors or omissions cannot be excluded a priori. Candriam cannot be held liable for any direct or indirect losses as a result of the use of this document. The intellectual property rights of Candriam must be respected at all times, contents of this document may not be reproduced without prior written approval.

Warning: Past performance of a given financial instrument or index or an investment service or strategy, or simulations of past performance, or forecasts of future performance does not predict future returns. Gross performances may be impacted by commissions, fees and other expenses. Performances expressed in a currency other than that of the investor's country of residence are subject to exchange rate fluctuations, with a negative or positive impact on gains. If the present document refers to a specific tax treatment, such information depends on the individual situation of each investor and may change.
In respect to money market funds, please be aware that an investment in a fund is different from an investment in deposits and that the investment's principal is capable of fluctuation. The fund does not rely on external support for guaranteeing its liquidity or stabilizing its NAV per unit or share. The risk of loss of the principal is borne by the investor.
Candriam consistently recommends investors to consult via our website https://www.candriam.com the key information document, prospectus, and all other relevant information prior to investing in one of our funds, including the net asset value ("NAV) of the funds. Investor rights and complaints procedure, are accessible on Candriam's dedicated regulatory webpages https://www.candriam.com/en/professional/legal-information/regulatory-information/. This information is available either in English or in local languages for each country where the fund's is authorized for marketing.
According to the applicable laws and regulations, Candriam may decide to terminate the arrangements made for the marketing of a relevant fund at any time.

Information on sustainability-related aspects: the information on sustainability-related aspects contained in this communication are available on Candriam webpage https://www.candriam.com/en/professional/sfdr/. The decision to invest in the promoted product should take into account all the characteristics or objectives of the promoted product as described in its prospectus, or in the information documents which are to be disclosed to investors in accordance with the applicable law.

Thank you for your attention.

CANDRIAM
BY NEW YORK LIFE INVESTMENT MANAGEMENT

Marketing communication for Professional & Qualified Investors

Client relation offices

Amsterdam
Frankfurt
Geneva
Zurich
Madrid
Milan
Stockholm
Dubaï

Management centres

Luxembourg
Brussels
Paris
London

Marketing communication for Professional & Qualified Investors